

V  
U  
L  
C  
A  
N

Signs

*Traffic Control Products and  
Custom Signage Solutions Since 1966*



**“An Employee Owned Company”**



# Vulcan Signs

When It Comes To Quality, Dependability &  
Product Diversity...

*We Have A Proven Track Record In The Industry.*

From Ingot...




To Coil...



To Blanks...



To Laser Cutting...



To Digital Printing...



To Finished Signs...



We Control Quality From Start To Finish.



# About Vulcan Signs

Since 1966, Vulcan Signs has done much more than manufacture quality products for traffic control; we have made a commitment to the industry that is second to none. Our latest plant expansion doubled our production facilities, enabling us to provide the most complete selection of traffic control signs and products available today. Also, the addition of our state-of-the-art digital printer and laser cutter has enhanced our ability to provide high quality, custom signage solutions for the commercial market.

Through our position as a forward-thinking company and our unique position with Vulcan Aluminum, Vulcan Signs is a market leader in providing the highest-quality products, customer service and the most competitive prices available.



***Vulcan Signs' 60,000 sq.ft. facility located in Foley, Alabama.***

## E-commerce

For our qualified business customers, we offer a range of free services that can save your company time and money. These services are just a mouse click away . . . on our secure Web Store. A customer with a contract account may be provided a customized, Web Store Corporate Access Page (CAP) designed specifically for the products a company purchases. Please contact us for details.

## Market Awareness

Our association with numerous trade organizations such as ATSSA and ITE keeps us at the forefront of the needs of Transportation Engineers and our Work Zone Safety partners. We are committed to providing the highest quality products meeting all specifications to ensure the safety of the motoring public.

## Graphic Design

Our Graphics Department has the knowledge and experience required to assist in the design process of signs. Drawings and layouts can be provided to a customer to insure 100% customer satisfaction.

## Liability

All Traffic Control Signs are manufactured in accordance with applicable MUTCD specifications. Custom signs are designed to meet customer design criteria and no liability is assumed for items not in compliance with other regulations.

## Warranty

Vulcan guarantees all products to be free from defects in materials and workmanship. In the event of a warranty replacement or repair, orders receive top priority in our production schedule. We stand behind our products and strive to resolve all problems quickly and to the customers' satisfaction.





Scan this code with your smart phone  
to visit our website.

# QR CODES

## *What are they and how can they benefit your business?*

A Quick Response (QR) Code is a 2-dimensional matrix barcode that can be scanned by any smart phone with a free QR Reader App. (To download a QR Reader, simply go to the App Store and search for QR Code Reader.) Once the code is scanned, the user will have an instant connection to the information that the QR Code contains.

QR Codes are a beneficial tool that can be used in a number of ways...

- Include a QR Code on your next order of signs that directs a field person to their Vulcan Signs Customer Service Representative for quick and efficient re-ordering.
- Direct your customers to your Facebook page where they can receive 10% off of their next order if they "Like" your page.

The possibilities are endless! Check out the list below to find out what types of links and information can be included in a QR Code and call your Vulcan Signs Customer Service Representative for details.

### What Types Of Info Can The QR Code Contain?

A QR Code can instantly connect a user with a variety of information including:

- Web Address
- Google Maps Location
- Plain Text
- Telephone Number
- Text Message
- Email Address/Email Message
- Contact Details (V-Card)
- Event (V-Calendar)
- Paypal Buy Now Link
- You Tube Video
- Facebook/Twitter/LinkedIn Link



Note: QR Codes are not actual size, therefore cannot be scanned on sample signs above.



# Table of Contents:

## Signs

|                                   |         |
|-----------------------------------|---------|
| Regulatory                        | 4 - 11  |
| Warning                           | 12 - 17 |
| Parking                           | 18      |
| School                            | 19      |
| Driver Feedback Signs             | 19      |
| In-Street Pedestrian Signs        | 20 - 21 |
| In-Street Signs                   | 22      |
| Curbing                           | 23      |
| Street Name Signs                 | 24 - 25 |
| Handicap Parking Signs & Stencils | 26      |
| Waterway                          | 27      |
| Guide                             | 28      |
| Route Signs & Plaques             | 29      |
| Railroad                          | 30      |
| Neighborhood Watch                | 31      |
| Airport                           | 31      |
| Recreation                        | 32      |
| Campground                        | 33      |
| Golf                              | 33      |
| Pet                               | 33      |
| Pool                              | 33      |
| Industrial                        | 34      |
| Security                          | 35      |
| Campus                            | 35      |
| Community                         | 36      |
| Safety                            | 37      |
| Custom                            | 38      |
| Bordered Blanks                   | 39      |
| Utility Signs & Wire Flags        | 40      |
| Area Enclosure Tape               | 41      |
| Conspicuity Sheeting              | 41      |
| Delineators                       | 42      |
| Object Markers                    | 42      |
| Sign Frames                       | 43      |

## Work Zone

|                                    |         |
|------------------------------------|---------|
| Signs                              | 45 - 46 |
| Roll-Up                            | 47      |
| Portable Sign Stands               | 48 - 49 |
| Traffic Drums & Barricade Lights   | 50      |
| Channelizers                       | 51      |
| Traffic Cones & Cone Bars          | 52      |
| Stop-Slow Paddles & Safety Apparel | 53      |
| Barricades                         | 54 - 55 |

## Decals & Sign Components

|                           |         |
|---------------------------|---------|
| Basic Decals              | 57      |
| Custom Decals             | 58      |
| Sign Dating Decals        | 59      |
| Prespaced Legends         | 60      |
| Die Cut Letters & Numbers | 60      |
| Roll Goods                | 61      |
| Aluminum Blanks           | 62 - 63 |

## Specialty

|                  |         |
|------------------|---------|
| Digital Printing | 65 - 66 |
| Laser Cutting    | 66 - 67 |

## Pavement Markings

|                         |    |
|-------------------------|----|
| Traffic Striping Paint  | 69 |
| Paint Striper           | 70 |
| Flexible Stencils       | 70 |
| Raised Pavement Markers | 71 |
| Wheel Stops & Bumps     | 71 |

## Sign Posts & Accessories

|                                   |         |
|-----------------------------------|---------|
| U-Channel Posts                   | 73      |
| U-Channel Breakaway               | 74      |
| Galvanized Square & Round Posts   | 75      |
| Aluminum Sign Posts               | 75      |
| Square Breakaway Posts            | 76      |
| Drive Caps                        | 77      |
| One Man Drivers                   | 77      |
| Hand Operated Jacks               | 78      |
| Detachable Pullers                | 78      |
| Post Puller                       | 79      |
| Self Locking Steps & Anchor Plate | 79      |
| Post Reflectors                   | 79      |
| Mechanical Post Drivers           | 80      |
| Driveable Markers                 | 81      |
| Flexible Delineator Posts         | 82 - 83 |

## Brackets

|                             |       |
|-----------------------------|-------|
| Street Name Signs Brackets  | 85-88 |
| Closure Caps                | 88    |
| Wing Brackets               | 88    |
| Round Post Clamps           | 88    |
| Cantilever Brackets         | 89    |
| Overhead Brackets           | 89    |
| 4-Way Street Name Brackets  | 90    |
| Chevron Adjustable Brackets | 91    |

## Hardware

|                       |       |
|-----------------------|-------|
| Zinc Plated Fasteners | 93    |
| Aluminum Fasteners    | 93    |
| Vandal Proof          | 93-94 |
| Tufnut®               | 94    |
| Rivets                | 94    |
| Strapping Material    | 95    |

A person wearing a maroon and white striped short-sleeved shirt is working on a sign manufacturing machine. The machine has a digital display and various control buttons. In the background, there are large sheets of material with colorful designs, including a red and blue pattern. The overall scene is a factory or workshop setting.

# Signs

## *A few facts about Vulcan Signs:*

- We are a 3M™ Sign Fabricator. Signs are manufactured with 3M™ sheeting and matched component inks, and packed according to 3M™ specifications.
- Our manufacturing process begins with 5052-H38 aluminum blanks from our Vulcan Aluminum division. These blanks are treated using our specially designed seven step, high-pressure spray process. We have perfected this unique coating system, providing the best corrosion fighting coverage in the industry.
- Once the blanks are sheeted or sign faces cut, the message is screen printed or direct applied onto the sheeting. After screen printing, signs and faces are cured in our state-of-the-art batch oven.
- Signs are then inspected, packed and shipped to their destination.





Standard traffic signs are designed in accordance with the Federal Manual on Uniform Traffic Control Devices (MUTCD). SIGN FACES may also be produced for any sign shown. FHWA Minimum Retroreflectivity Standards should be considered when ordering traffic control signs. These requirements apply to all signs, whether on public roadways or off-street. For information, contact a Customer Service Representative or go to [www.minimumreflectivity.org](http://www.minimumreflectivity.org).



**R1-1**  
30" x 30"  
36" x 36"  
48" x 48"



**R1-2**  
30" x 30" x 30"  
36" x 36" x 36"  
48" x 48" x 48"  
60" x 60" x 60"



**R1-2aP**  
24" x 18"  
36" x 30"  
48" x 36"



**R1-3P**  
18" x 6"  
30" x 12"



**R1-5 L/R**  
36" x 36"



**R1-5a L/R**  
36" x 48"



**R1-5b L/R**  
36" x 36"



**R1-5c L/R**  
36" x 48"



**R1-6**  
12" x 36"



**R1-6a**  
12" x 36"



**R1-10P**  
24" x 18"



**R2-1**  
18" x 24"  
24" x 30"  
30" x 36"  
36" x 48"  
48" x 60"



**R2-2P**  
24" x 24"  
36" x 36"  
48" x 48"



**R2-4P**  
24" x 30"  
36" x 48"  
48" x 60"



**R2-4a**  
24" x 48"  
36" x 72"  
48" x 96"



**R2-5P**  
24" x 18"



**R2-5aP**  
24" x 6"



**R2-5bP**  
24" x 6"



**R2-5cP**  
24" x 6"



**R2-6P**  
24" x 18"  
36" x 24"  
48" x 36"



**R2-6aP**  
24" x 18"  
36" x 24"  
48" x 36"



**R2-6bP**  
24" x 18"  
36" x 24"  
48" x 36"



**R2-10**  
24" x 30"  
36" x 48"  
48" x 60"



**R2-11**  
24" x 30"  
36" x 48"  
48" x 60"

# Regulatory



**R3-1**

24" x 24"  
36" x 36"  
48" x 48"



**R3-2**

24" x 24"  
36" x 36"  
48" x 48"



**R3-3**

24" x 24"  
36" x 36"  
48" x 48"



**R3-4**

24" x 24"  
36" x 36"  
48" x 48"



**R3-5 L/R**

30" x 36"



**R3-5a**

30" x 36"



**R3-5bP**

30" x 12"



**R3-5cP**

24" x 12"



**R3-5dP**

30" x 12"



OR



**R3-6 L/R**

30" x 36"



**R3-7**

30" x 30"  
36" x 36"



**R3-5eP**

30" x 12"



**R3-5fP**

30" x 12"



**R3-5gP**

30" x 12"

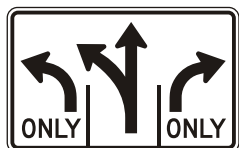


OR




**R3-8**

Varies x 30"



**R3-8a**

Varies x 30"



**R3-8b**

Varies x 30"



**R3-9a**

30" x 36"



**R3-9b**

24" x 36"  
36" x 48"



**R3-9cP**

30" x 12"



**R3-9dP**

30" x 12"



**R3-9f**

30" x 42"  
36" x 54"



**R3-17**

24" x 18"



**R3-17aP**

24" x 8"



**R3-17bP**

24" x 8"



**R3-18**

24" x 24"  
36" x 36"  
48" x 48"



**R3-27**

24" x 24"  
36" x 36"  
48" x 48"



**R4-1**

18" x 24"  
24" x 30"  
36" x 48"  
48" x 60"



**R4-2**

18" x 24"  
24" x 30"  
36" x 48"  
48" x 60"



**R4-3**

18" x 24"  
24" x 30"  
36" x 48"  
48" x 60"



**R4-4**

36" x 30"



**R4-5**

24" x 30"  
36" x 48"  
48" x 60"



**R4-7**

18" x 24"  
24" x 30"  
36" x 48"  
48" x 60"



**R4-7a/b**

18" x 24"  
24" x 30"  
36" x 48"  
48" x 60"





**R4-7c**  
18" x 30"



**R4-8**  
18" x 24"  
24" x 30"  
36" x 48"  
48" x 60"



**R4-8a/b**  
18" x 24"  
24" x 30"  
36" x 48"  
48" x 60"



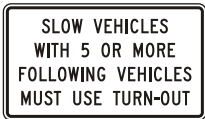
**R4-9**  
18" x 24"  
24" x 30"  
36" x 48"  
48" x 60"



**R4-10**  
48" x 48"



**R4-11**  
30" x 30"



**R4-12**  
42" x 24"



**R4-13**  
42" x 24"



**R4-14**  
30" x 42"



**R4-16**  
18" x 24"  
24" x 30"  
36" x 48"  
48" x 60"



**R4-17**  
18" x 24"  
24" x 30"  
36" x 48"  
48" x 60"



**R4-18**  
18" x 24"  
24" x 30"  
36" x 48"  
48" x 60"



**R5-1**  
30" x 30"  
36" x 36"  
48" x 48"



**R5-1a**  
30" x 18"  
36" x 24"  
42" x 30"



**R5-2**  
24" x 24"  
30" x 30"  
36" x 36"



**R5-3**  
24" x 24"



**R5-4**  
24" x 30"  
36" x 48"



**R5-5**  
24" x 30"  
36" x 48"  
48" x 60"



**R5-6**  
24" x 24"  
30" x 30"  
36" x 36"  
48" x 48"



**R5-7**  
30" x 24"  
42" x 24"  
48" x 30"



**R5-8**  
30" x 24"  
42" x 24"  
48" x 30"



**R5-10a**  
30" x 36"



**R5-10b**  
30" x 18"



**R5-10c**  
24" x 12"



**R5-11**  
30" x 24"



**R6-1 L/R**  
36" x 12"  
54" x 18"



**R6-2 L/R**  
18" x 24"  
24" x 30"  
30" x 36"  
36" x 48"  
48" x 60"



**R6-3**  
30" x 24"  
36" x 30"



**R6-4**  
30" x 24"

# Regulatory



**R6-4a**  
48" x 24"



**R6-4b**  
60" x 24"



**R6-5P**  
30" x 30"



**R6-6**  
24" x 30"  
30" x 36"



**R6-7**  
24" x 30"  
30" x 36"



**R8-6**  
24" x 30"  
36" x 48"  
48" x 60"



**R8-7**  
30" x 24"  
48" x 36"



**R9-1**  
18" x 24"



**R9-2**  
12" x 18"



**R9-3**  
18" x 18"  
24" x 24"  
30" x 30"



**R9-3a**  
12" x 18"



**R9-3bP**  
18" x 12"



**R9-4**  
18" x 18"  
24" x 24"



**R9-4a**  
12" x 18"  
18" x 24"



**R9-5**  
12" x 18"



**R9-6**  
12" x 18"



**R9-7**  
12" x 18"



**R9-13**  
18" x 18"  
24" x 24"  
30" x 30"



**R9-14**  
18" x 18"  
24" x 24"  
30" x 30"



**R10-1**  
12" x 18"



**R10-2**  
9" x 12"



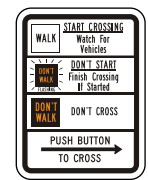
**\*R10-3**  
9" x 12"



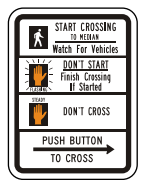
**\*R10-3a**  
9" x 15"



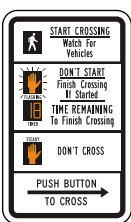
**\*R10-3b**  
9" x 12"



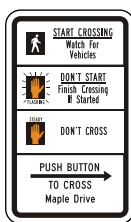
**\*R10-3c**  
9" x 12"



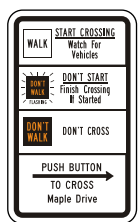
**\*R10-3d**  
9" x 12"



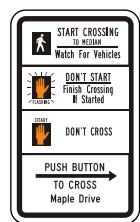
**\*R10-3e**  
9" x 15"



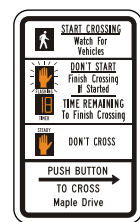
**\*R10-3f**  
9" x 15"



**\*R10-3g**  
9" x 15"



**\*R10-3h**  
9" x 15"



**\*R10-3i**  
9" x 15"



**\*R10-4**  
9" x 12"



**\*R10-4a**  
9" x 15"

\*Note: Specify left or right.





**R10-5**  
24" x 30"  
30" x 36"  
48" x 60"



**R10-6**  
24" x 36"  
36" x 48"



**R10-6a**  
24" x 30"  
36" x 42"



**R10-7**  
24" x 30"



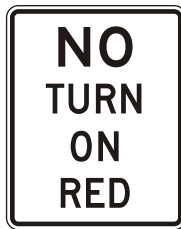
**R10-8**  
36" x 42"  
60" x 72"



**R10-10**  
30" x 36"




**R10-11**  
24" x 30"  
36" x 48"



**R10-11a**  
30" x 36"  
36" x 48"



**R10-11b**  
36" x 36"



**R10-11c**  
30" x 42"




**R10-11d**  
30" x 42"



**R10-12**  
30" x 36"



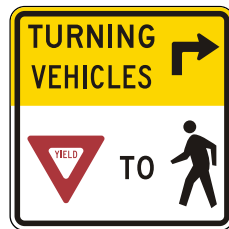
**R10-13**  
42" x 30"




**R10-14**  
36" x 42"




**R10-14a**  
60" x 24"



**R10-15**  
30" x 30"



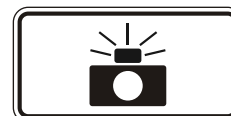
**R10-16**  
30" x 36"



**R10-17a**  
36" x 48"



**R10-18**  
36" x 24"  
48" x 30"  
54" x 36"



**R10-19P**  
24" x 12"  
36" x 18"  
48" x 24"



**R10-19aP**  
24" x 18"  
36" x 30"  
48" x 36"

# Regulatory



OR



**R10-20aP**

24" x 24"

24" x 18"



**R10-23**

24" x 30"




**R10-25**

9" x 12"



**R10-27**

30" x 36"



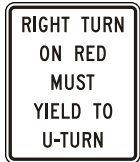
**R10-28**

24" x 30"



**R10-29**

36" x 24"




**R10-30**

30" x 36"



**R10-31P**

24" x 9"



**R10-32P**

9" x 12"



**R11-1**

24" x 30"



**R11-2**

48" x 30"



**R11-3a**

60" x 30"



**R11-3b**

60" x 30"



**R11-4**

60" x 30"



**R12-1**

24" x 30"  
36" x 48"



**R12-2**

24" x 30"  
36" x 48"



**R12-3**

24" x 36"




**R12-4**

36" x 24"



**R12-5**

24" x 36"  
36" x 48"  
48" x 60"



**R13-1**

72" x 54"  
96" x 72"  
120" x 90"



**R14-1**

24" x 18"

\*Available in black on white  
or white on black.



**R14-2**  
24" x 24"  
30" x 30"  
36" x 36"  
42" x 42"



**R14-3**  
24" x 24"  
30" x 30"  
36" x 36"  
42" x 42"



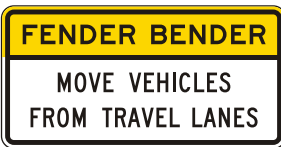
**R14-4**  
30" x 30"  
36" x 36"  
42" x 42"



**R14-5**  
30" x 30"  
36" x 36"  
42" x 42"



**R15-8**  
18" x 9"  
36" x 18"



**R16-4**  
36" x 24"  
48" x 36"  
60" x 48"



**R16-5**  
24" x 30"  
36" x 48"  
48" x 60"



**R16-6**  
24" x 30"  
36" x 48"  
48" x 60"



**R16-7**  
48" x 15"  
72" x 24"  
96" x 30"



**R16-8**  
30" x 15"  
48" x 24"  
60" x 30"



**R16-9**  
30" x 15"  
48" x 24"  
60" x 30"



**R16-10**  
48" x 15"  
72" x 24"  
96" x 30"



**R16-11**  
48" x 15"  
72" x 24"  
96" x 30"



# Warning



**W1-1 L/R**  
30" x 30"  
36" x 36"  
48" x 48"



**W1-1a L/R**  
36" x 36"  
48" x 48"



**W1-2 L/R**  
30" x 30"  
36" x 36"  
48" x 48"



**W1-2a L/R**  
36" x 36"  
48" x 48"



**W1-3 L/R**  
30" x 30"  
36" x 36"  
48" x 48"



**W1-4 L/R**  
30" x 30"  
36" x 36"  
48" x 48"



**W1-5 L/R**  
30" x 30"  
36" x 36"  
48" x 48"



**W1-6**  
48" x 24"  
60" x 30"



**W1-7**  
48" x 24"  
60" x 30"



**W1-8**  
18" x 24"  
24" x 30"  
30" x 36"  
36" x 48"



**W1-10 L/R**  
36" x 36"  
48" x 48"



**W1-10a L/R**  
36" x 36"  
48" x 48"



**W1-10b L/R**  
36" x 36"  
48" x 48"



**W1-10c L/R**  
36" x 36"  
48" x 48"



**W1-10d L/R**  
36" x 36"  
48" x 48"



**W1-10e L/R**  
36" x 36"  
48" x 48"



**W1-11**  
30" x 30"  
36" x 36"  
48" x 48"



**W1-13**  
36" x 36"  
48" x 48"



**W1-15**  
30" x 30"  
36" x 36"  
48" x 48"



**W2-1**  
24" x 24"  
30" x 30"  
36" x 36"  
48" x 48"



**W2-2 L/R**  
24" x 24"  
30" x 30"  
36" x 36"  
48" x 48"



**W2-3 L/R**  
24" x 24"  
30" x 30"  
36" x 36"  
48" x 48"



**W2-4**  
24" x 24"  
30" x 30"  
36" x 36"  
48" x 48"




**W2-5**  
24" x 24"  
30" x 30"  
36" x 36"  
48" x 48"



**W2-6**  
24" x 24"  
30" x 30"  
36" x 36"  
48" x 48"





**W2-7 L/R**

24" x 24"  
30" x 30"  
36" x 36"  
48" x 48"



**W2-8 L/R**

24" x 24"  
30" x 30"  
36" x 36"  
48" x 48"



**W3-1**

30" x 30"  
36" x 36"  
48" x 48"



**W3-2**

30" x 30"  
36" x 36"  
48" x 48"



**W3-3**

30" x 30"  
36" x 36"  
48" x 48"



**W3-4**

30" x 30"  
36" x 36"  
48" x 48"



**W3-5**

36" x 36"  
48" x 48"



**W3-5a**

36" x 36"  
48" x 48"



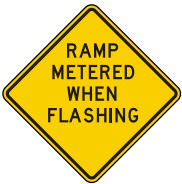
**W3-6**

36" x 36"  
48" x 48"  
60" x 60"



**W3-7**

36" x 36"



**W3-8**

36" x 36"



**W4-1 L/R**

30" x 30"  
36" x 36"  
48" x 48"



**W4-2 L/R**

30" x 30"  
36" x 36"  
48" x 48"



**W4-3 L/R**

30" x 30"  
36" x 36"  
48" x 48"



**W4-4P**

24" x 12"  
36" x 18"  
48" x 24"



**W4-4aP**

24" x 12"  
36" x 18"  
48" x 24"



**W4-4bP**

24" x 12"  
36" x 18"  
48" x 24"



**W4-5**

36" x 36"  
48" x 48"



**W4-5P**

18" x 24"  
24" x 30"



**W4-6**

36" x 36"  
48" x 48"



**W5-1**

30" x 30"  
36" x 36"  
48" x 48"



**W5-2**

30" x 30"  
36" x 36"  
48" x 48"



**W5-3**

30" x 30"  
36" x 36"  
48" x 48"



**W5-4a**

18" x 18"



**W6-1**

36" x 36"  
48" x 48"

# Warning



**W6-2**

36" x 36"  
48" x 48"



**W6-3**

36" x 36"  
48" x 48"



**W7-1**

24" x 24"  
30" x 30"  
36" x 36"  
48" x 48"



**W7-1a**

24" x 24"  
30" x 30"  
36" x 36"  
48" x 48"



**W7-2P**  
24" x 18"



**W7-3P**  
24" x 18"



**W7-2bP**  
24" x 18"



**W7-3aP**  
24" x 18"



**W7-3bP**  
24" x 18"



**W7-4**  
78" x 48"



**W7-4b**  
78" x 60"



**W7-4c**  
78" x 60"



**W7-4dP**  
24" x 12"



**W7-4eP**  
24" x 12"



**W7-4fP**  
24" x 12"



**W7-5**  
18" x 18"  
30" x 30"



**W7-6**  
30" x 30"  
36" x 36"  
48" x 48"



**W8-1**  
24" x 24"  
30" x 30"  
36" x 36"  
48" x 48"



**W8-2**  
24" x 24"  
30" x 30"  
36" x 36"  
48" x 48"



**W8-3**  
30" x 30"  
36" x 36"  
48" x 48"



**W8-4**  
24" x 24"  
36" x 36"  
48" x 48"



**W8-5**  
24" x 24"  
30" x 30"  
36" x 36"  
48" x 48"



**W8-5P**  
24" x 18"  
30" x 24"  
36" x 30"



**W8-5aP**  
24" x 12"  
30" x 18"



**W8-5bP**  
24" x 18"  
30" x 24"  
36" x 30"



**W8-5cP**  
24" x 18"  
30" x 24"  
36" x 30"



**W8-6**  
24" x 24"  
36" x 36"  
48" x 48"



**W8-7**  
24" x 24"  
36" x 36"  
48" x 48"



**W8-8**  
24" x 24"  
36" x 36"  
48" x 48"



**W8-9**  
24" x 24"  
36" x 36"  
48" x 48"



**W8-11**  
36" x 36"  
48" x 48"



**W8-12**  
36" x 36"  
48" x 48"



**W8-13**

24" x 24"  
36" x 36"  
48" x 48"



**W8-14**

24" x 24"  
30" x 30"  
36" x 36"  
48" x 48"



**W8-15**

24" x 24"  
30" x 30"  
36" x 36"  
48" x 48"



**W8-15P**

24" x 18"  
30" x 24"  
36" x 30"



**W8-16**

24" x 24"  
30" x 30"  
36" x 36"  
48" x 48"



**W8-17**

24" x 24"  
30" x 30"  
36" x 36"  
48" x 48"



**W8-17P**

24" x 18"  
30" x 24"  
36" x 30"



**W8-18**

24" x 24"  
36" x 36"  
48" x 48"



**W8-19**

12" x 72"



**W8-21**

24" x 24"  
36" x 36"  
48" x 48"



**W8-22**

24" x 24"  
36" x 36"  
48" x 48"



**W8-23**

24" x 24"  
36" x 36"  
48" x 48"



**W8-25**

24" x 24"  
30" x 30"  
36" x 36"  
48" x 48"



**W9-1**

30" x 30"  
36" x 36"  
48" x 48"



**W9-2**

30" x 30"  
36" x 36"  
48" x 48"



**W11-1**

24" x 24"  
30" x 30"  
36" x 36"  
48" x 48"



**W11-2**

24" x 24"  
30" x 30"  
36" x 36"  
48" x 48"



**W11-3**

24" x 24"  
30" x 30"  
36" x 36"  
48" x 48"



**W11-4**

24" x 24"  
30" x 30"  
36" x 36"  
48" x 48"



**W11-5**

24" x 24"  
30" x 30"  
36" x 36"  
48" x 48"



**W11-5a**

24" x 24"  
30" x 30"  
36" x 36"  
48" x 48"



**W11-6**

24" x 24"  
30" x 30"  
36" x 36"  
48" x 48"



**W11-7**

24" x 24"  
30" x 30"  
36" x 36"  
48" x 48"



**W11-8**

24" x 24"  
30" x 30"  
36" x 36"  
48" x 48"



**W11-9**

30" x 30"  
36" x 36"  
48" x 48"



**W11-10**

24" x 24"  
30" x 30"  
36" x 36"  
48" x 48"



**W11-11**

24" x 24"  
30" x 30"  
36" x 36"  
48" x 48"

# Warning



**W11-12P**  
36" x 30"



**W11-14**  
24" x 24"  
30" x 30"  
36" x 36"  
48" x 48"



**W11-15**  
24" x 24"  
30" x 30"  
36" x 36"  
48" x 48"



**W11-15P**  
24" x 18"  
30" x 24"  
30" x 36"



**W11-15a**  
24" x 24"  
30" x 30"  
36" x 36"  
48" x 48"



**W11-16**  
24" x 24"  
30" x 30"  
36" x 36"  
48" x 48"



**W11-17**  
24" x 24"  
30" x 30"  
36" x 36"  
48" x 48"



**W11-18**  
24" x 24"  
30" x 30"  
36" x 36"  
48" x 48"



**W11-19**  
24" x 24"  
30" x 30"  
36" x 36"  
48" x 48"



**W11-20**  
24" x 24"  
30" x 30"  
36" x 36"  
48" x 48"



**W11-21**  
24" x 24"  
30" x 30"  
36" x 36"  
48" x 48"



**W11-22**  
24" x 24"  
30" x 30"  
36" x 36"  
48" x 48"



**W12-1**  
30" x 30"  
36" x 36"



**W12-2**  
30" x 30"  
36" x 36"  
48" x 48"



**W12-2a**  
78" x 24"



**W13-1P**  
18" x 18"  
24" x 24"  
30" x 30"



**W13-2**  
24" x 30"  
36" x 48"  
48" x 60"



**W13-3**  
24" x 30"  
36" x 48"  
48" x 60"



**W13-6**  
24" x 42"  
36" x 60"  
48" x 84"



**W13-7**  
24" x 42"  
36" x 60"  
48" x 84"



**W14-1**  
24" x 24"  
30" x 30"  
36" x 36"  
48" x 48"



**W14-1a L/R**  
36" x 8"



**W14-2**  
24" x 24"  
30" x 30"  
36" x 36"  
48" x 48"



**W14-2a L/R**  
36" x 8"



**W14-3**  
40" x 40" x 30"  
48" x 48" x 36"  
64" x 64" x 48"



**W15-1**  
24" x 24"  
30" x 30"  
36" x 36"  
48" x 48"



**W16-1P**  
18" x 24"  
24" x 30"



**W16-2P**  
24" x 18"



**W16-2aP**  
24" x 12"





**W16-3P**  
30" x 24"



**W16-3aP**  
30" x 12"



**W16-4P**  
30" x 24"



**W16-5P**  
24" x 18"



**W16-6P**  
24" x 18"



**W16-7P L/R**  
24" x 12"



**W16-8P**  
varies x 8"



**W16-8aP**  
varies x 15"



**W16-9P**  
24" x 12"  
30" x 18"



**W16-10P**  
24" x 12"  
36" x 18"  
48" x 24"



**W16-10aP**  
24" x 18"  
36" x 30"  
48" x 36"



**W16-12P**  
24" x 18"



**W16-13P**  
24" x 18"



**W16-15P**  
24" x 12"



**W16-17P**  
24" x 12"



**W16-18P**  
24" x 12"



**W17-1**  
24" x 24"  
30" x 30"  
36" x 36"  
48" x 48"



**W25-1**  
24" x 30"



**W25-2**  
24" x 30"



*All signs are manufactured using 5052-H38 Vulcan Aluminum. Standard traffic signs are designed in accordance with the Federal Manual on Uniform Traffic Control Devices (MUTCD).*



# Parking



**R7-1**  
12" x 18"



**R7-2**  
12" x 18"



**R7-2a**  
12" x 18"



**R7-3**  
12" x 18"



**R7-4**  
12" x 18"



**R7-5**  
12" x 18"



**R7-6**  
12" x 18"



**R7-7**  
12" x 18"



**R7-8D**  
12" x 18"



**R7-8P**  
12" x 6"



**R7-9**  
12" x 18"



**R7-9a**  
12" x 18"



**R7-20**  
24" x 18"



**R7-21**  
12" x 18"



**R7-21a**  
12" x 18"



**R7-22**  
12" x 18"



**R7-23**  
12" x 18"



**R7-23a**  
12" x 18"



**R7-107**  
12" x 18"



**R7-107a**  
12" x 30"



**R7-108**  
12" x 18"



**R7-200**  
24" x 18"



**R7-200a**  
12" x 30"



OR



**R7-201P**  
12" x 6"



**R7-201aP**  
12" x 6"



**R7-202P**  
12" x 6"



**R7-203**  
18" x 24"



**R8-1**  
24" x 30"  
36" x 48"  
48" x 60"



**R8-2**  
24" x 30"  
36" x 48"  
48" x 60"



**R8-3**  
12" x 12"  
24" x 24"  
30" x 30"  
36" x 36"  
48" x 48"



**R8-3a**  
18" x 24"  
24" x 30"  
36" x 36"  
48" x 48"



**R8-3bP**  
12" x 9"  
24" x 18"  
30" x 24"



**R8-3cP**  
12" x 9"  
24" x 18"  
30" x 24"



**R8-3dP**  
12" x 9"  
24" x 18"  
30" x 24"



**R8-3eP**  
12" x 9"  
30" x 24"



**R8-3fP**  
12" x 9"  
24" x 18"  
30" x 24"



**R8-3gP**  
12" x 9"  
24" x 18"  
30" x 24"



**R8-3hP**  
12" x 9"  
24" x 18"  
30" x 24"



**R8-4**  
30" x 24"  
48" x 36"



**R8-5**  
24" x 30"  
36" x 48"  
48" x 60"



**S1-1**

30" x 30"  
36" x 36"  
48" x 48"



**W16-7P L/R**

21" x 15"  
24" x 12"  
30" x 18"



**W16-9P**

24" x 12"  
30" x 18"



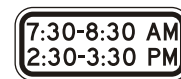
**S3-1**

30" x 30"  
36" x 36"  
48" x 48"



**S3-2**

30" x 30"  
36" x 36"  
48" x 48"



**S4-1P**

24" x 10"  
36" x 18"



**S4-2P**

24" x 10"  
36" x 18"



**S4-3P**

24" x 8"  
36" x 12"



**S4-4P**

24" x 10"  
36" x 18"



**S4-5**

30" x 30"  
36" x 36"  
48" x 48"



**S4-5a**

30" x 30"  
36" x 36"  
48" x 48"



**S4-6P**

24" x 10"  
36" x 18"




**S4-7P**

24" x 12"  
30" x 18"



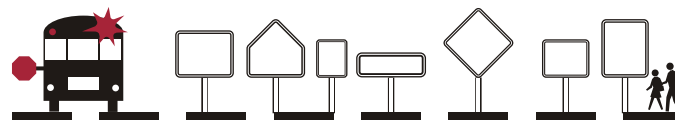
**S5-1**

24" x 48"  
36" x 72"



**S5-2**

24" x 30"  
36" x 48"



## Radarsign's Radar Speed Sign/Flashing Beacon Safety System

- Radarsign's built-for-purpose design is the most vandal resistant radar speed sign on the market today.
- Directional Beam Technology delivers a superior quality display for drivers, even in bright sunlight. Radarsign's proprietary design serves as a cone, magnifying the intensity of the light and pinpoints it directly to the view of approaching drivers.
- Speeding alert flashes actual speed to notify drivers exceeding the posted limit.
- Display on/off feature allows traffic data collection to continue even when the display is off.
- Available in two LED display sizes. The TC-500 with a 12" LED display was designed for use on roads with 40 mph speed limit and below. The TC-1000 with a 17" LED display was designed for use on roads with 45 mph speed limit and higher.
- MUTCD compliant.
- Radarsign can be integrated with flashing beacons.





# In-Street Signs

## In-Street Pedestrian Crosswalk Sign

The In-Street Pedestrian Crosswalk Sign provides enhanced conspicuity for both signalized and unsignalized intersections in order to alert motorists to local laws concerning yielding to or stopping for pedestrians in crosswalks. The effectiveness of this unit has been repeatedly supported by independent testing to demonstrate distinct changes in motorist behavior and accident incidence following installation.

The In-Street Pedestrian Sign is ideal for mid-block crosswalk identification and contains Impact Recovery Systems' patented, anti-twist reactive spring system that is designed to return the unit to its original position after impact.



## Ped-in-a-Bag™\*

The NEW Ped-in-a-Bag pedestrian sign was designed for use by school crossing guards who require a pedestrian safety device that is easily transported and deployed. Just like with our other pedestrian safety signs, the Ped-in-a-Bag supplies enhanced conspicuity at crosswalks, in accordance with the MUTCD, in order to alert motorists to local laws concerning yielding to or stopping for pedestrians in crosswalks.

This sign's lightweight design (26 lbs. sign and base) and quick release system that allows the sign to be removed from the base in less than five seconds make this unit ideal for use in school zones in order to provide additional protection of the crosswalks frequented by children. This sign also comes standard with Impact Recovery Systems' patented, anti-twist reactive spring system that is designed to return the unit to its original position after impact.



\* Ped-in-a-bag intended for temporary use.



## Omni-Ped®

Omni-Ped provides enhanced conspicuity for both signalized and unsignalized intersections in order to alert motorists to local laws concerning yielding to or stopping for pedestrians in crosswalks.

Omni-Ped's blow-molded, 4-sided design provides added benefit to pedestrians by providing fully customizable side panels that inform pedestrians of local ordinances or traffic conditions specific to their area. Omni-Ped also alerts distracted pedestrians to the presence of vehicular traffic that could otherwise go unnoticed.



## Fixed Base



Fixed Base is a surface mount base designed for permanent applications.

This Base has the convenience of a permanent base that secures the upright with bolts.

Fixed Base can be installed using the Impact Recovery Systems' anchor kit or epoxy.

## Quick Release Base



Quick Release Fixed Base is a surface mount base with a unique quick release feature designed for permanent or long term applications. This base's Quick Release feature provides the ability to change out or remove product in less than five seconds without the use of tools or special equipment.

Quick Release Base can be installed using the Impact Recovery Systems' anchor kit or epoxy.

## One Base®



One Base eliminates the need for multiple specialty bases with its ability to be utilized with Impact Recovery Systems' full line of panels and signage. One Base's portable design and ergonomic carrying handle make it ideal for situations where rapid deployment of temporary signage is needed. One Base is easily transported and is perfect for temporary applications.

One Base is made of 100% recycled rubber and comes standard with Impact Recovery Systems' revolutionary quick release feature that allows upright installation and removal in less than 5 seconds.

# In-Street Signs



## Sta-Rite Aluminum Sign Post

The Sta-Rite sign post was designed as an alternative to polyethylene post traditionally used for Impact Recovery Systems' parking lot signage. These signs utilize a reactive spring unit which allows the sign to withstand bumper hits and return to original position without damaging the sign or vehicle. Ideal for high traffic parking lot locations, these signs are especially useful for lots without wheel stops.

This highly durable, lightweight sign utilizes a white powder coated aluminum post in order to prevent warping and remain straight, even in harsh summer and winter conditions. The aluminum sign post is available with an outer yellow bollard constructed of durable plastic which simulates a formidable concrete barrier for added conspicuity. The bollard also supplies additional protection in order to prevent any damage to the post.

78" Post is designed to place a handicap sign at 60" above ground level, per ADA specifications. 102" Post places the bottom of a 12" x 18" sign 7' above the surface, per MUTCD specifications for pedestrian travel areas. 102" post comes in two pieces for ease of shipping and is convenient to install.



## Portable Stop Sign

The 5' Portable Stop Sign was designed for use as a temporary system and is ideal in emergencies such as power outages or incident management situations. In emergency situations, when time is critical, this sign transports easily and takes only seconds to deploy. The Portable Stop Sign comes standard with a patented anti-twist reactive spring system that will ensure the sign will stay in place after impact.




## Sergeant Stripes

Sergeant Stripes are used in lieu of Type III object markers when more target value is required or any area where traffic is directed around two sides of an object. Sergeant Stripes are ideal for marking island ends or in advance of impact attenuators in a highway gore area.

## Tuff Curb®

Tuff Curb is a durable, high performance traffic separator curb that is compatible with Impact Recovery's full line of posts and panels. Integral coloration makes Tuff Curb highly visible and resistant to UV damage and fading. In addition, enhanced profile dimensional properties and 3M™ reflectors provide maximum visibility and traffic separation both day and night.

Typical installations could include exit lane channelization, urban turn restrictions, edge line delineation and may also be used for medians, curves or any application where enhanced conspicuity is needed. Tuff Curb is ideal for rail crossings to deter motorists from driving around the crossing arms when they are in the down position.



## Tuff Curb® XLP

Tuff Curb XLP was designed to withstand the effects of high speed, high impact occurrences and is compatible with Impact Recovery Systems' full line of posts and panels. XLP's durable low profile design (8"W x 2"H x 40"L) was made to withstand 20,000 lbs. of static force from a single wheel.



Ideal for use on bridge decks, parking structure decks, bike lane delineation or anywhere that low-profile traffic separation is required. Tuff Curb XLP has the option of installation with bolts, epoxy or butyl pads.

## Tuff Post®

Tuff Post is a high performance channelizer designed to meet the harsh demands of high speed, high traffic areas. Tuff Post has been tested to sustain 50 impacts at 50 MPH with little damage to the unit or the impacting vehicle, while remaining upright with no vertical listing.



Tuff Post is ideal for exit lane delineation, head-to-head traffic separation, urban turn restrictions, edge line delineation or anywhere that durable, flexible, high performance channelization is required. Tuff Post's patented reactive spring system ensures the post will return to its original position after impact, reducing replacement costs. Tuff Post is available in 2 3/8", 3" and 4" diameters.

# Street Name Signs

The Federal Government has specified in the Manual on Uniform Traffic Control Devices that all street name signs must be reflective. Vulcan recommends 3M™ High Intensity Prismatic sheeting. Engineer Grade sheeting does not meet FHWA Minimum Retroreflectivity requirements. Borders and/or margins are available but are not required. Lettering for street name signs must be composed of a mix of upper and lower-case letters. The standard background colors approved by the MUTCD are green, blue, brown and white. Colored backgrounds must have white letters. If the street name signs have a white background, the letters must be black. We can produce other color combinations but they will not be MUTCD compliant.



Vulcan's street name signs are generally produced on either .080 flat aluminum blades or extruded blades. Our flat blades come standard with a 3/4" corner radius and no holes. Other corner sizes and punched holes are available upon request. Extruded blades have square corners. Standard street name signs are double-faced. Single-faced signs can be fabricated upon request. We can also fabricate street name signs in custom shapes and/or with logos, however these signs may not be MUTCD compliant.

One 4-way unit for two intersecting streets requires:

- Two double-faced signs
- One cap to fit round, square or U-Channel post
- One cross to separate signs
- One round, square or U-Channel post

**N First Ave**

D3-1F\* .080 Flat Blade  
Double-Faced

**Peachtree St**

D3-1X\* Extruded Blade  
Double-Faced

| Type of Mounting | Type of Road | Speed Limit      | Minimum Letter Height |            |
|------------------|--------------|------------------|-----------------------|------------|
|                  |              |                  | Initial Upper-Case    | Lower-Case |
| Post Mounted     | Multi-Lane   | More than 40 MPH | 8 inches              | 6 inches   |
| Post Mounted     | Multi-Lane   | 40 MPH or Less   | 6 inches              | 4.5 inches |
| Post Mounted     | 2-Lane       | All Speed Limits | 6 inches              | 4.5 inches |
| Post Mounted     | 2-Lane       | 25 MPH or Less   | 4 inches              | 3 inches   |

*In order to comply with 2009 MUTCD Retroreflectivity requirements, ground mount street name signs should be manufactured using High Intensity sheeting. Overhead street name signs should be manufactured using Diamond Grade sheeting.*



## Vulcan's Standard

A rectangular green sign with white text that reads "N McKenzie Ave".

For 6" street name signs:

All copy is 4" Series B

Upper and lower case letters

For 9" street name signs:

All copy is 6" Series B

Upper and lower case letters

## Block Number Style

A rectangular green sign with white text that reads "SR 2470 N McKenzie RD".

For 6" street name signs:

Prefix and primary copy is 4" Series B

Suffix and block numbers are 2" Series C

Prefix is upper case

All others are upper and lower case letters

For 9" street name signs:

Prefix and primary copy is 6" Series B

Suffix and block numbers are 2 ½" Series C

Prefix is upper case

All others are upper and lower case letters



*We offer competitive pricing on individual signs as well as complete sign packages, including posts, brackets and hardware. Call or email us today for a quote!*

## Overhead Street Name Signs



Overhead street name signs are larger, more effective signs for certain high volume areas. For maximum effectiveness, use high performance reflective materials, such as 3M™ Diamond Grade sheeting.

## Custom Street Name Signs

Custom street name signs including logo integration and special shapes can be manufactured by request, however they may not comply with MUTCD specifications. Call us for details!



# Handicap



**D9-6**  
12" x 12"  
18" x 18"  
24" x 24"



**D9-6a**  
12" x 12"  
18" x 18"  
24" x 24"



**R7-8**  
12" x 18"



**R7-8a**  
12" x 18"



**R7-8b**  
12" x 18"



**R7-8c**  
12" x 18"



**R7-8p**  
12" x 6"



**R7-8p**  
12" x 6"

OR



**R7-8p2**  
12" x 6"



**R7-8p5**  
12" x 6"



**D9-2a L/R**  
12" x 6"

## STATE SPECIFIC HANDICAP SIGNS



**Florida**  
12" x 18"



**Florida**  
12" x 18"



**Florida**  
18" x 12"



**Georgia**  
12" x 18"



**California**  
12" x 18"



**Michigan**  
12" x 18"



**North Carolina**  
12" x 26"



**Tennessee**  
12" x 18"



**Virginia**  
12" x 18"



**West Virginia**  
12" x 18"

## HANDICAP STENCILS

Stencils are manufactured using durable, low density polyethylene. To clean, allow the paint to dry, then flex the stencil and the dried paint will flake off. If the paint is not thoroughly dry, the old paint can be peeled off.

- Lighter than wood or aluminum
- Rolls up for ease of transport
- Will not crack, chip or splinter
- Fast, easy clean-up



Handicap Stencils available in 32" x 24" and 48" x 36".

All Daymarkers are manufactured with fluorescent background and High Intensity numbers and margins applied to alodized aluminum per Coast Guard specifications.



**SG-1**  
24" x 24"  
36" x 36"  
Odd numbers only.

Smaller size is intended for privately marked channels.

Larger size shown has a nominal range of 1 nmi.

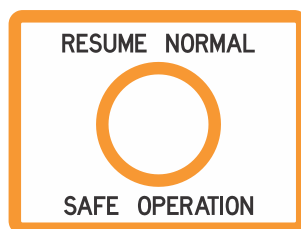


**TR-1**  
30" Isosceles Triangle  
48" Isosceles Triangle  
Even numbers only.



**CG-1**  
36" x 36"  
48" x 48"

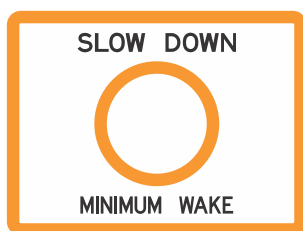
These signs have a white reflective background with an orange reflective margin and symbol.



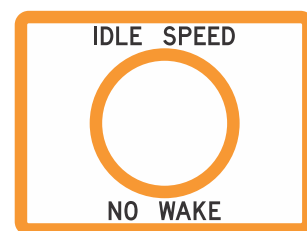
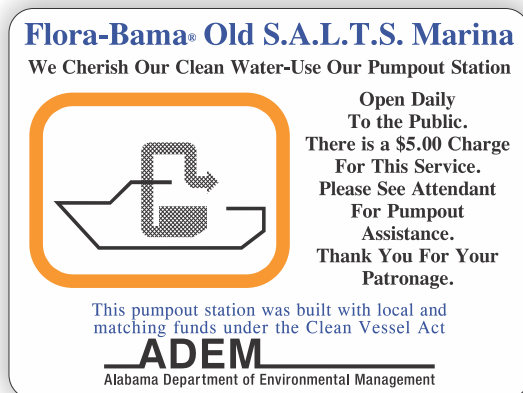
**CG-5**  
48" x 36"



**CG-2**  
36" x 36"  
48" x 48"



**CG-4**  
48" x 36"



**CG-6**  
48" x 36"



**Custom Marina Signs  
Also Available!**



# Guide



**M2-2**  
60" x 48"



**D3-2**  
Varies x 30"



**D4-1**  
18" X 15"  
30" X 24"



**D4-2**  
24" X 30"  
30" X 36"  
36" X 48"



**I-2**  
Varies x 18"  
Varies x 36"



**I-5**  
24" x 24"



**I-5P/I-5a L/R**  
24" x 6"



**I-6**  
24" x 24"



**I-7**  
24" x 24"



**I-8**  
24" x 24"



**I-8P**  
24" x 6"



**I-9**  
24" x 24"



**I-12**  
24" x 24"



**I-28a**  
30" x 24"



**D11-1**  
24" x 18"



**D11-1a**  
18" x 18"



**D11-1bP**  
18" x 6"



**D11-1c**  
24" x 18"



**D11-2**  
18" x 18"



**D11-3**  
18" x 18"



**D11-4**  
18" x 18"



**M1-8**  
12" x 18"  
18" x 24"



**M1-8a**  
12" x 18"  
18" x 24"



**D5-1A**  
78" x 36"  
114" x 48"  
120" x 60"



**D5-8**  
84" x 72"  
120" x 96"  
120" x 102"



**D9-1**  
24" x 24"  
30" x 30"



**D9-2**  
24" x 24"  
30" x 30"



**D9-2a L/R**  
24" x 6"



**D9-3**  
24" x 24"  
30" x 30"



**D9-3a**  
24" x 24"  
30" x 30"



**D9-4**  
24" x 24"  
30" x 30"



**D9-7**  
24" x 24"  
30" x 30"



**D9-8**  
24" x 24"  
30" x 30"



**D9-9**  
24" x 24"  
30" x 30"



**D9-10**  
24" x 24"  
30" x 30"



**D9-13**  
24" x 24"  
30" x 30"



**D9-22**  
24" x 24"  
30" x 30"



**M1-1**  
24" x 24"  
36" x 36"



**M1-2**  
24" x 24"  
36" x 36"



**M1-3**  
24" x 24"  
36" x 36"



**M1-4**  
24" x 24"  
36" x 36"



**M1-5**  
24" x 24"  
36" x 36"



**M1-6**  
24" x 24"  
36" x 36"



**M1-7**  
18" x 18"  
24" x 24"  
36" x 36"

## Plaques

\* Available in black on white, white on blue, white on green and yellow on blue.



**M2-1\***  
12" x 6"  
21" x 15"  
30" x 21"



**M3-1\***  
12" x 6"  
24" x 12"  
36" x 18"



**M3-2\***  
12" x 6"  
24" x 12"  
36" x 18"



**M3-3\***  
12" x 6"  
24" x 12"  
36" x 18"



**M3-4\***  
12" x 6"  
24" x 12"  
36" x 18"



**M4-1\***  
12" x 6"  
24" x 12"  
36" x 18"



**M4-1a\***  
12" x 6"  
24" x 12"  
36" x 18"



**M4-2\***  
12" x 6"  
24" x 12"  
36" x 18"



**M4-3\***  
12" x 6"  
24" x 12"  
36" x 18"



**M4-4\***  
12" x 6"  
24" x 12"  
36" x 18"



**M4-5\***  
12" x 6"  
24" x 12"  
36" x 18"



**M4-6\***  
12" x 6"  
24" x 12"  
36" x 18"



**M4-7\***  
12" x 6"  
24" x 12"  
36" x 18"



**M4-7a\***  
12" x 6"  
24" x 12"  
36" x 18"



**M4-14\***  
12" x 6"  
24" x 12"  
36" x 18"



**M5-1\* L/R**  
12" x 9"  
21" x 15"  
30" x 21"



**M5-2\* L/R**  
12" x 9"  
21" x 15"  
30" x 21"



**M5-3\* L/R**  
12" x 9"  
21" x 15"  
30" x 21"



**M6-1\* L/R**  
12" x 9"  
21" x 15"  
30" x 21"



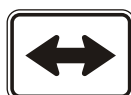
**M6-2\* L/R**  
12" x 9"  
21" x 15"  
30" x 21"



**M6-2a\* L/R**  
12" x 9"  
21" x 15"  
30" x 21"



**M6-3\***  
12" x 9"  
21" x 15"  
30" x 21"



**M6-4\***  
12" x 9"  
21" x 15"  
30" x 21"



**M6-5\* L/R**  
12" x 9"  
21" x 15"  
30" x 21"









**M6-6\* L/R**  
12" x 9"  
21" x 15"  
30" x 21"
















**M6-7\* L/R**  
12" x 9"  
21" x 15"  
30" x 21"














# Railroad






|  |   |   |   |   |   |
|--|---|---|---|---|---|
|  |  |  |  |  |  |
| <b>R3-1a</b><br>24" x 30"<br>30" x 36"   | <b>R3-2a</b><br>24" x 30"<br>30" x 36"  | <b>R8-8</b><br>24" x 30"<br>36" x 48"   | <b>R8-9</b><br>24" x 24"<br>36" x 36"   | <b>R8-10</b><br>24" x 36"<br>36" x 48"  | <b>R8-10a</b><br>24" x 30"<br>36" x 42"   |

|   |   |   |  |   |   |
|---|---|---|--|---|---|
| <br><small>Available in flat blades, extruded blades<br/>or crossbuck material.</small> |  |  |  |  |  |
| <b>R15-1</b><br>48" x 9"  | <b>R15-2P</b><br>27" x 18"  | <b>R15-3P</b><br>24" x 12"  | <b>R15-4a</b><br>24" x 30"   | <b>R15-4b</b><br>24" x 30"  | <b>R15-4c</b><br>24" x 30"  |

|  |   |   |   |  |   |   |
|--|---|---|---|--|---|---|
|  |  |  |  |  |  |  |
| <b>R15-5</b><br>24" x 30"  | <b>R15-5a</b><br>24" x 30"  | <b>R15-6</b><br>24" x 24"   | <b>R15-6a</b><br>24" x 30"  | <b>R15-7</b><br>24" x 24"  | <b>R15-7a</b><br>24" x 24"  | <b>R15-8</b><br>36" x 18"   |

|  |   |  |   |  |  |
|--|---|--|---|--|--|
|  |  |  |  |  |  |
| <b>W10-1</b><br>36" Circle<br>48" Circle   | <b>W10-1aP</b><br>24" x 12"   | <b>W10-2</b><br>36" x 36"<br>48" x 48"   | <b>W10-3</b><br>36" x 36"<br>48" x 48"  | <b>W10-4</b><br>36" x 36"<br>48" x 48"   |  |

|  |   |   |  |   |   |
|--|---|---|--|---|---|
|  |  |  |  |  |  |
| <b>W10-5</b><br>36" x 36"<br>48" x 48"   | <b>W10-5P</b><br>30" x 24"  | <b>W10-7</b><br>Activated Blank-Out<br>24" x 24"                                    | <b>W10-8</b><br>36" x 36"<br>48" x 48"   | <b>W10-9</b><br>36" x 36"<br>48" x 48"  | <b>W10-9P</b><br>30" x 24"  |

|  |   |   |   |   |  |
|--|---|---|---|---|--|
|  |  |  |  |  |  |
| <b>W10-12</b><br>36" x 36"<br>48" x 48"  | <b>W10-13P</b><br>30" x 24"   | <b>W10-14P</b><br>30" x 24"   | <b>W10-14aP</b><br>30" x 24"  | <b>W10-15P</b><br>30" x 24"<br>36" x 30"  |  |



# Neighborhood Watch



**NW-1**  
12" x 18"  
18" x 24"



**NW-2**  
18" x 12"  
24" x 18"



**NW-3**  
18" x 24"  
24" x 30"



**NW-4**  
18" x 24"  
24" x 30"



**NW-5**  
12" x 18"  
18" x 24"



**NW-6**  
12" x 18"  
18" x 24"



**NW-7**  
12" x 18"  
18" x 24"



**NW-8**  
12" x 18"  
18" x 24"



**NW-9**  
12" x 18"  
18" x 24"



**NW-10**  
12" x 18"  
18" x 24"



**NW-11**  
12" x 18"  
18" x 24"



**NW-12**  
12" x 18"  
18" x 24"



**NW-13**  
12" x 18"  
18" x 24"



**NW-14**  
12" x 18"  
18" x 24"



**Decal**  
3" x 3"

## Airport



**I-5**  
24" x 24"



**I-48L (45°)**  
48" x 36"



**I-49S**  
48" x 24"



**I-50R (45°)**  
48" x 24"



**I-51S**  
48" x 24"



**I-52S**  
48" x 24"



**I-53**  
48" x 24"



**I-54L**  
18" x 24"



**I-55R**  
18" x 24"



**D4-1**  
18" x 15"  
30" x 24"



**D4-1R (45°)**  
18" x 15"  
30" x 24"



**I-5P**  
24" x 6"



**I-5aL**  
24" x 6"



**I-5aR**  
24" x 6"

# Recreation



RS-002



RS-005



RS-006



RS-007



RS-008



RS-009



RS-010



RS-011



RS-012



RS-013



RS-015



RS-017



RS-020



RS-021



RS-022



RS-023



RS-024



RS-026



RS-027



RS-030



RS-031



RS-034



RS-035



RS-036



RS-037



RS-039



RS-040



RS-041



RS-042



RS-043



RS-044



RS-045



RS-046



RS-047



RS-048



RS-049



RS-050



RS-052



RS-053



RS-054



RS-055



RS-056



RS-057



RS-058



RS-059



RS-060



RS-061



RS-062



RS-063



RS-064



RS-067



RS-068



RS-070



RS-071



RS-073



RS-076



RS-077



RS-078



RS-079



RS-080



RS-081



RS-082



RS-083



RS-084



RS-085



RS-086



RS-087



RS-088



RS-089



RS-090



RS-091



RS-093



RS-094



RS-095



RS-096



RS-097



RS-098



RS-099



RS-101



RS-102



RS-103



RS-104



RS-105



RS-106



RS-107



RS-108



RS-109



RS-111



RS-112



RS-113



RS-114



RS-115



RS-116



RS-117



RS-118



RS-119



RS-120



RS-121



RS-122



RS-123



RS-125



RS-126



RS-127



RS-128



RS-129



RS-137



RS-138



RS-140



RS-141



RS-142



RS-143



RS-144



RS-145



RS-146



RS-147



RS-148



RS-149



RS-150



RS-200

# Campground



**KG-2**  
12" x 12"



**KG-4**  
12" x 12"



**KG-6**  
12" x 12"



**KG-7**  
12" x 12"



**KG-8**  
36" x 12"



**KG-15**  
18" x 24"



**KG-17**  
12" x 18"



**KG-27**  
18" x 12"



**KG-42**  
12" x 18"



**NW-16**  
18" x 24"

## Golf



**CG-1**  
12" x 18"



**CG-4**  
12" x 18"



**GD-2L**  
18" x 9"



**GD-6L**  
18" x 9"



**GR-2**  
24" x 24"



**GR-7**  
18" x 18"



**W11-11a**  
24" x 24"

## Pet



**KG-19**  
12" x 18"



**KG-20**  
12" x 18"



**KG-21**  
12" x 18"



**KG-22**  
18" x 12"



**CV-8**  
18" x 24"



**CV-8a**  
18" x 24"



**CV-8b**  
24" x 36"

## Pool



**KP-1**  
18" x 12"



**KP-2**  
18" x 12"



**KP-3**  
18" x 12"



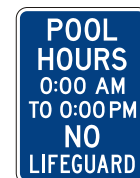
**KP-4**  
12" x 12"



**KP-5**  
12" x 12"



**KP-6**  
12" x 12"



**KP-7**  
18" x 24"



**KP-8**  
18" x 24"



**KP-9**  
12" x 12"

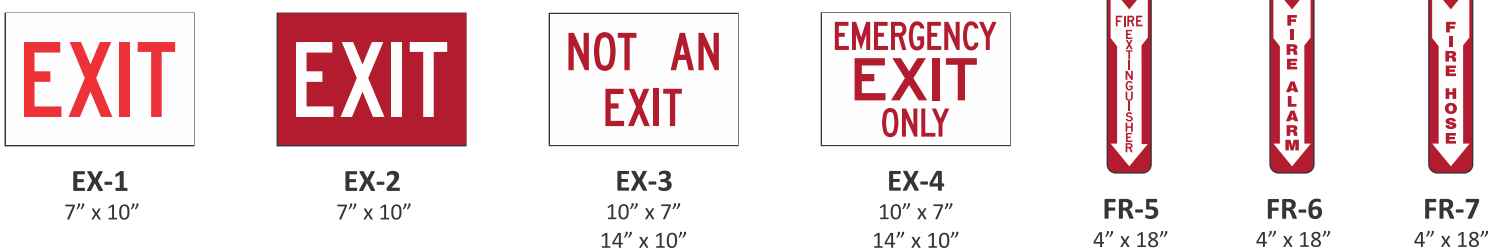

# Industrial



## DOUBLE SIDED WINDOW DECALS WITH ADHESIVE



## PRESSURE SENSITIVE DECALS







**SC-1**  
12" x 18"



**SC-2**  
12" x 18"



**SC-3**  
12" x 18"



**SC-4**  
12" x 18"



**SC-5**  
12" x 18"



**SC-6**  
18" x 12"



**SC-7**  
24" x 18"



**SC-8**  
18" x 24"




**SC-9**  
24" x 18"



**SC-10**  
24" x 18"

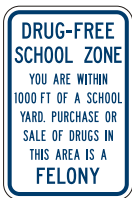


**SC-11**  
36" x 36"



**SC-12**  
18" x 24"

# Campus



**C-2**  
12" x 18"



**C-3**  
24" x 42"



**C-7**  
12" x 18"



**C-8**  
24" x 18"



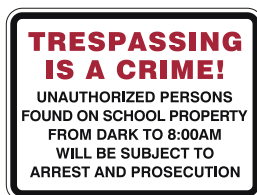
**C-9**  
18" x 12"



**C-12**  
24" x 18"



**C-16**  
24" x 18"



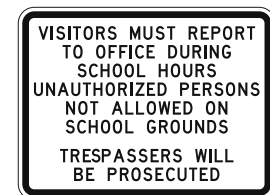
**C-18**  
24" x 18"



**C-20**  
24" x 18"



**C-22**  
18" x 18"



**C-25**  
24" x 18"

# Community




**C-12**  
18" x 12"  
24" x 18"



**C-25**  
12" x 18"  
18" x 24"



**CV-2**  
12" x 18"  
18" x 24"



**CV-3b**  
12" x 18"  
18" x 24"



**CV-4**  
12" x 18"  
18" x 24"



**CV-5**  
12" x 18"  
18" x 24"



**CV-6**  
12" x 18"  
18" x 24"



**CV-7**  
12" x 18"  
18" x 24"



**CV-8**  
12" x 18"  
18" x 24"



**CV-9**  
12" x 18"  
18" x 24"



**CV-10V**  
12" x 18"  
18" x 24"



**CV-10H**  
18" x 12"  
24" x 18"



**CV-11**  
18" x 12"  
24" x 18"



**CV-12**  
12" x 18"  
18" x 24"



**CV-14**  
24" x 18"



**CV-15**  
12" x 18"  
18" x 24"



**CV-16**  
12" x 18"  
18" x 24"



**CV-17**  
12" x 18"  
18" x 24"



**CV-18**  
12" x 18"  
18" x 24"



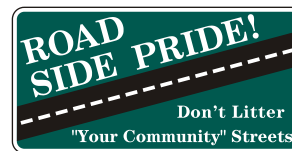
**CV-19**  
12" x 18"  
18" x 24"




**CV-20**  
12" x 18"  
18" x 24"



**CV-22 L CV-22 R**  
12" x 18"  
18" x 24"



**CV-27**  
48" x 24"



**CV-28b**  
18" x 12"  
24" x 18"



**OS-1-\***

10" x 7"

14" x 10"

20" x 14"



**OS-2-\***

10" x 7"

14" x 10"

20" x 14"



**OS-3-\***

10" x 7"

14" x 10"

20" x 14"



**OS-4-\***

10" x 7"

14" x 10"

20" x 14"



**OS-6-\***

10" x 7"

14" x 10"

20" x 14"



**OS-7-\***

10" x 7"

14" x 10"

20" x 14"



**OS-8-\***

10" x 7"

14" x 10"

20" x 14"



**OS-9-\***

10" x 7"

14" x 10"

20" x 14"

**\* Any message on the list can be used with  
any of the OSHA Headers shown  
(exp. OS-4-87).**

001 220 VOLTS KEEP AWAY  
002 440 VOLTS KEEP AWAY  
003 A FIRE TODAY NO JOB TOMORROW  
004 ACETYLENE  
005 ACID  
006 ALCOHOLIC BEVERAGES & DRUGS  
PROHIBITED ON THIS PROPERTY  
007 ALL INJURIES NO MATTER HOW SLIGHT  
MUST BE REPORTED TO FOREMAN  
008 ASBESTOS AUTHORIZED PERSONNEL  
ONLY  
009 ASBESTOS DUST HAZARD  
RESPIRATORS AND PROTECTIVE  
CLOTHING REQUIRED  
010 AUTHORIZED PERSONNEL ONLY  
011 BE ALERT DON'T GET HURT  
012 BE CAREFUL  
013 BLASTING AREA RADIO TRANSMISSION  
PROHIBITED  
014 BURIED CABLE  
015 CARELESSNESS IS DANGEROUS  
016 CAUSTIC  
017 CHEMICAL WASTE STORAGE AREA  
018 CHLORINE  
019 CLOSE CLEARANCE  
020 CLOSED CIRCUIT TV SURVEILLANCE  
021 COMPRESSED AIR  
022 CONTAMINATED AREA  
023 CRANE OVERHEAD  
024 CYANIDE  
025 DEPOSIT WASTE HERE  
026 DO NOT BLOCK DOOR  
027 DO NOT DRINK THIS WATER  
028 DO NOT ENTER WITHOUT WEARING  
SAFETY GLASSES  
029 DO NOT OPERATE WITHIN 10 FT OF  
POWER LINES  
030 DO NOT OPERATE WITHOUT GOGGLES  
031 DO NOT START ENGINE  
032 DO NOT START THIS MACHINE  
033 DO NOT WALK UNDER CONVEYOR  
034 DO NOT WATCH THE ARC  
035 DON'T TRY TO LIFT MORE THAN YOU  
ARE ABLE  
036 DON'T WATCH ARC WELDER AT WORK  
THE LIGHT MIGHT BLIND YOU  
037 DUST RESPIRATOR MUST BE WORN ON  
THIS JOB  
038 EAR PROTECTION REQUIRED  
039 EAR PROTECTION REQUIRED IN THIS  
AREA  
040 EMERGENCY EXIT

041 EMERGENCY SHOWER EYE BATH  
042 ENTRANCE  
043 ENTRANCE FOR EMPLOYEES ONLY  
044 EQUIPMENT STARTS AUTOMATICALLY  
045 ETHYL MERCAPTAN FLAMMABLE  
046 EVERYONE GRINDING MUST WEAR  
GOGGLES  
047 EYE PROTECTION REQUIRED  
048 EYE PROTECTION REQUIRED IN THIS  
AREA  
049 EYEWASH FOUNTAIN  
050 FIRE REGULATORS REQUIRE THIS  
SPACE TO BE CLEAR AT ALL TIMES  
051 FLAMMABLE  
052 FLAMMABLE LIQUIDS  
053 FLOOR SLIPPERY WHEN WET  
054 GAS  
055 GASOLINE  
056 HARD HAT AREA  
057 HARD HATS AND SAFETY GLASSES  
MUST BE WORN IN THIS AREA  
058 HARD HATS REQUIRED IN THIS AREA  
059 HAZARDOUS WASTE  
060 HELP KEEP THIS PLANT SAFE AND  
CLEAN  
061 HIGH NOISE LEVEL AREA WEAR YOUR  
PROTECTOR  
062 HIGH PRESSURE GAS LINE  
063 HIGH VOLTAGE  
064 HIGH VOLTAGE KEEP AWAY  
065 HIGH VOLTAGE KEEP OUT  
066 HIGH VOLTAGE OVERHEAD  
067 HYDROGEN NO SMOKING NO OPEN  
FLAMES  
068 INFECTIOUS WASTE STORAGE AREA  
069 KEEP AISLES CLEAR  
070 KEEP AWAY  
071 KEEP GATE CLOSED  
072 KEEP HANDS CLEAR OF MOVING  
MACHINERY  
073 KEEP OFF  
074 KEEP OUT  
075 KEEP THIS PASSAGEWAY CLEAR  
076 KEEP THIS PLACE CLEAN AND ORDERLY  
077 LASER  
078 LOW HEAD ROOM  
079 LP GAS NO SMOKING  
080 MEDICAL WASTE  
081 MEN WORKING ON LINE DON'T THROW  
SWITCH  
082 MICROWAVE OVEN IN USE  
083 NO ADMITTANCE WITHOUT A PERMIT  
084 NO ALCOHOLIC BEVERAGES ALLOWED




085 NO FOOD OR DRINKS ALLOWED  
086 NO LOAFING OR LOITERING IN THIS OFFICE  
087 NO SMOKING  
088 NO SMOKING NO OPEN FLAMES  
089 NO SMOKING OXYGEN IN USE  
090 NO SMOKING IN THIS AREA  
091 NO SMOKING MATCHES OR OPEN FLAME  
092 NO SMOKING MATCHES OR OPEN LIGHTS  
093 NO SMOKING UNDER PENALTY OF  
DISMISSAL  
094 NO SMOKING WITHIN 50 FT  
095 NO SOLICITING  
096 NO TRESPASSING ON THIS PROPERTY  
UNDER THE PENALTY OF LAW  
097 NO TRESPASSING  
098 NO VEHICLES BEYOND THIS POINT  
099 NON POTABLE WATER  
100 NOT RESPONSIBLE FOR PERSONAL  
PROPERTY IN CASE OF FIRE OR THEFT  
101 OUR AIM NO ACCIDENT  
102 OXYGEN NO SMOKING NO OPEN FLAMES  
103 PLACE CIGARETTES, CIGAR BUTTS  
& ASHES IN RECEPTACLES  
104 PLEASE TURN OUT LIGHTS  
105 POISON  
106 POISON GAS  
107 POSITIVELY NO ADMITTANCE  
108 POSITIVELY NO SMOKING  
109 POSTED NO HUNTING FISHING  
TRESPASSING  
110 PROPANE  
111 PROPANE FLAMMABLE  
112 PUT THINGS BACK IN THEIR PROPER  
PLACES  
113 RADIATION SYMBOL  
114 RADIOACTIVE MATERIALS  
115 REPORT ALL ACCIDENTS  
116 REPORT ALL ACCIDENTS NO MATTER HOW  
SMALL  
117 REPORT ALL ACCIDENTS NO MATTER  
HOW SMALL TO YOUR FOREMAN  
118 REPORT ALL UNSAFE CONDITIONS TO  
YOUR FOREMAN  
119 RESTRICTED AREA  
120 RESTRICTED AREA NO SMOKING ANY TIME  
121 RESTROOM  
122 ROTATING EQUIPMENT  
123 SAFETY GLASSES, SAFETY SHOES AND  
HARD HATS REQUIRED IN THIS AREA  
124 SAFETY GLASSES REQUIRED IN THIS AREA  
125 SOLICITING AND POSTING OF HANDBILLS  
PROHIBITED  
126 STEP DOWN  
127 STEP UP  
128 STORAGE AREA FLAMMABLE MATERIAL  
129 SULFURIC ACID  
130 THE SAFE WAY IS THE BEST WAY  
131 THE USE OF LIQUOR ON THE PREMISES  
WILL MEAN IMMEDIATE DISMISSAL  
132 THERE IS NO SUBSTITUTE FOR SAFETY  
133 THESE DOORS MUST BE KEPT CLOSED  
134 THIS ELEVATOR IS FOR FREIGHT ONLY NOT  
FOR PASSENGERS  
135 THIS EQUIPMENT OPERATES FROM  
REMOTE CONTROL  
136 THIS EQUIPMENT STARTS AND STOPS  
AUTOMATICALLY  
137 THIS MACHINE MUST NOT BE OPERATED  
WITHOUT SAFETY GUARD IN POSITION  
138 THIS MACHINE STARTS AUTOMATICALLY  
139 THIS PROPERTY PROTECTED BY  
SECURITY PATROL  
140 THIS UNIT STARTS AUTOMATICALLY  
141 UNAUTHORIZED PERSONNEL KEEP OUT  
142 UNDERGROUND CABLE  
143 USE HAND RAIL  
144 WALK DON'T RUN  
145 WATCH YOUR STEP  
146 WEAR GLOVES WHEN HANDLING ACIDS  
OR CAUSTICS  
147 WEAR GOGGLES AND RUBBER GLOVES  
WHEN HANDLING CHEMICALS  
148 WEAR GOGGLES WHEN GRINDING  
149 WEAR YOUR GOGGLES  
150 WEAR YOUR GOGGLES WHILE USING  
THIS MACHINE  
151 WET FLOOR  
152 WET PAINT  
153 WHEELS MUST BE CHOCKED BEFORE  
LOADING OR UNLOADING



## Don't see what you are looking for?

*Let the Vulcan Signs' graphics team design a custom sign that fits your needs! We will help you craft an effective message that will promote your brand while taking the guesswork out of the design process. Signs can be laser cut to any shape and fabricated using aluminum or High Density Polyethylene (HDPE).*

*Call your Customer Service Representative and get started today!*



# Bordered Blanks



**D1-B**  
24" x 18"  
30" x 24"  
48" x 24"  
48" x 36"




**D5-B**  
24" x 18"  
30" x 24"  
48" x 24"  
48" x 36"




**R2-1-B**  
18" x 24"  
24" x 30"



**R3-5B**  
30" x 36"



**R5-B**  
24" x 24"  
30" x 30"



**R7-B**  
12" x 18"  
18" x 24"  
24" x 30"



**R7-2a-B**  
12" x 18"  
18" x 24"



**R7-2B**  
12" x 18"  
18" x 24"



**R7-107B**  
12" x 18"  
18" x 24"



**R7-108B**  
12" x 18"  
18" x 24"




**R7-109B**  
12" x 18"  
18" x 24"




**R7-113B**  
12" x 18"  
18" x 24"



**R7-114B**  
12" x 18"  
18" x 24"



**R8-B**  
12" x 18"  
18" x 24"  
24" x 30"



**R9-B**  
12" x 18"  
18" x 24"  
24" x 30"



**R12-1-B**  
18" x 24"  
24" x 30"



**W13-1B**  
18" x 18"  
24" x 24"  
30" x 30"



**W1-B**  
24" x 24"  
30" x 30"  
36" x 36"  
48" x 48"



**W20-B**  
24" x 24"  
30" x 30"  
36" x 36"  
48" x 48"



**D3-1F**  
6" x 18" 6" x 24"  
6" x 30" 6" x 36"  
6" x 42" 6" x 48"  
9" x 18" 9" x 24"  
9" x 30" 9" x 36"  
9" x 42" 9" x 48"



*Purchase your Bordered Blanks  
from us and apply the message  
yourself!*

*Various colors and sizes available.*

Extruded Blades available. Reference D3-1X.  
Flat and Extruded Blades also  
available in White Reflective Sheeting.





# Utility Signs

Vulcan Utility Signs is a separate division specializing in marking solutions for the utility industry. Below are some of the standard signs for identifying underground utilities. Call for a fully illustrated catalog of utility signs and products.

## *We Manufacture Custom Sizes and Shapes To Fit Your Needs!*

Traditional Line Marker Sizes are 12" x 9", 10" x 14" and 11 3/4" round.

Standard thickness for aluminum is .050".

Standard for HDPE is .110".


Other thicknesses available upon request.



H41  
Bullet  
Markers



Round



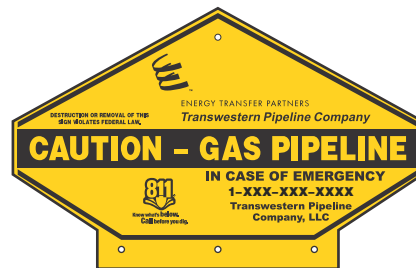
Rectangular



H41  
Bullet  
Markers



Drivable  
Markers



Custom  
Not Available in HDPE

## Wire Flags



These weather resistant flags can be imprinted with standard or custom messages. To prevent separation, the polyethylene flags are heat welded to the steel shaft.

### Standard Messages and Colors:

- Natural Gas (Black on Yellow)
- Buried Phone Line (Black on Orange)
- Water Line Below (White on Blue)
- Buried Electric Line (White on Red)

# Area Enclosure Tape

**Area Enclosure/Traffic Control Tape provides the ultimate design for visibility and recognition as a caution/warning.**



The use of area enclosure tape helps provide accident prevention, employee safety, reduces insurance liability exposure and provides immediate crowd control. Every Police and Fire vehicle should be equipped with enclosure tape for immediate emergency response!



## **TYPES OF TAPE**

### **Banner Guard:**

- 3" Wide x 1000 ft. rolls
- 4 mil thickness plastic film

### **Super Strength II:**

- Reinforced woven tape
- 270# of tensile strength
- No stretch or sag
- Reusable
- 7 mil thickness
- 3" Wide x 300 ft. rolls

### **Imprinted Messages:**

- Caution Caution
- Caution Construction Area
- Caution Do Not Enter
- Caution Men Working Overhead
- Fire Line Do Not Cross
- Police Line Do Not Cross

**Call for a complete list of standard messages or create your own message.**

# Diamond Grade Conspicuity Sheeting

Improve the visibility of your fleet at night! A reflective brilliance up to 900 candlepower and outstanding angularity make this product ideal for public works vehicles, tractor trailers and school buses. Apply to any flat, smooth vehicle surface.



### **Available Colors:**

- Red/White
- Orange/White
- Blue/White

### **Available in 2", 3" and 4" widths.**



**Stripe Sizes: 11"/7" or 6"/6"**

# Delineators

## Delineators




**OM-3L**  
12" x 36"

**OM-3R**  
12" x 36"

Delineator Posts are available from Vulcan for a variety of applications.

- Steel U-Channel Posts - Page 73
- Aluminum U-Channel Posts - Page 75
- Flexible Delineator Posts - Pages 81-83

## High Intensity Delineators on Aluminum



**HI-4Y HI-4W**  
4" x 4" 4" x 4"



**HI-48Y HI-48W**  
4" x 8" 4" x 8"

Also Available By Special Order:

- Delineators with square holes
- Delineators with square corners


## Delineator Buttons



**V2097-L1**  
3 1/4" Diameter

- Hermetically sealed with grommeted center mounted hole
- Colors - White, Red or Yellow

## Barrier Delineators



- Available in White or Yellow
- Available in Mono or Bi-Directional
- Manufactured using .125" aluminum and reflective sheeting
- Mounted using bolts or epoxy

# Object Markers



**OM1-1**  
18" x 18"




**OM4-1**  
18" x 18"



**OM4-2**  
18" x 18"



- Fabricated using an aluminum panel with centermount reflector units
- Panels are finished in Yellow, Red or Black baked enamel or reflective sheeting



**OM2-1V**  
6" x 15"

*Also available in  
6" x 12".*





# Work Zone

**DANGER DANGER**





**W3-4**

30" x 30"  
36" x 36"  
48" x 48"



**W4-2**

30" x 30"  
36" x 36"  
48" x 48"



**W8-3**

30" x 30"  
36" x 36"  
48" x 48"



**W8-4**

30" x 30"  
36" x 36"  
48" x 48"



**W8-6**

30" x 30"  
36" x 36"  
48" x 48"



**W8-7**

30" x 30"  
36" x 36"  
48" x 48"



**W8-8**

30" x 30"  
36" x 36"  
48" x 48"



**W8-11**

30" x 30"  
36" x 36"  
48" x 48"



**W8-12**

30" x 30"  
36" x 36"  
48" x 48"



**W8-17**

30" x 30"  
36" x 36"  
48" x 48"



**W8-17P**

24" x 18"  
30" x 24"



**W8-23**

30" x 30"  
36" x 36"  
48" x 48"



**W9-1**

30" x 30"  
36" x 36"  
48" x 48"



**W9-2**

30" x 30"  
36" x 36"  
48" x 48"



**W9-3**

30" x 30"  
36" x 36"  
48" x 48"



**W16-2P**

24" x 18"  
30" x 24"



**W20-1**

30" x 30"  
36" x 36"  
48" x 48"



**W20-2**

30" x 30"  
36" x 36"  
48" x 48"



**W20-3**

30" x 30"  
36" x 36"  
48" x 48"



**W20-4**

30" x 30"  
36" x 36"  
48" x 48"

# Signs



**W20-5**  
30" x 30"  
36" x 36"  
48" x 48"



**W20-5a**  
30" x 30"  
36" x 36"  
48" x 48"



**W20-7**  
30" x 30"  
36" x 36"  
48" x 48"



**W21-1**  
30" x 30"  
36" x 36"  
48" x 48"



**W21-2**  
30" x 30"  
36" x 36"  
48" x 48"



**W21-3**  
30" x 30"  
36" x 36"  
48" x 48"



**W21-5**  
30" x 30"  
36" x 36"  
48" x 48"



**W21-5a**  
30" x 30"  
36" x 36"  
48" x 48"



**W21-5b**  
30" x 30"  
36" x 36"  
48" x 48"



**W21-8**  
30" x 30"  
36" x 36"  
48" x 48"



**W24-1**  
30" x 30"  
36" x 36"  
48" x 48"



**W24-1a**  
30" x 30"  
36" x 36"  
48" x 48"



**W24-1b**  
30" x 30"  
36" x 36"  
48" x 48"



**W24-1cP**  
24" x 24"  
30" x 30"



**G20-1**  
36" x 18"  
48" x 24"



**G20-2**  
36" x 18"  
48" x 24"



**G20-4**  
36" x 18"  
48" x 24"

## Mesh Signs



## Reflective Roll-Up



## Incident Management Roll-Up



## Standard Legends

Be Prepared to Stop  
 Construction Ahead  
 Detour Ahead  
 End Road Work  
 Flagger Ahead  
 Flagger (Symbol)  
 Fresh Oil  
 Left Lane Closed Ahead  
 Men Working  
 Men Working Symbol  
 Merge Right  
 Merge Right Symbol  
 Merge Left  
 Merge Left Symbol  
 Mowing Ahead  
 One Lane Road Ahead  
 Right Lane Closed Ahead  
 Right Shoulder Closed  
 Road Closed Ahead  
 Road Construction Ahead  
 Road Work Ahead  
 Shoulder Work Ahead  
 Slow  
 Signal Work Ahead  
 Survey Crew  
 Survey Crew Ahead  
 Trucks Entering Highway  
 Utility Work Ahead  
 Workers Ahead  
 Work Area Ahead



Mesh



Reflective

These are commonly requested standard legends.  
 Please call for information on legends not listed.

## Overlay Legends

|                |         |
|----------------|---------|
| Center         | 1 Mile  |
| Left           | ½ Mile  |
| Right          | 500 ft  |
| Road           | 1000 ft |
| Arrow (Symbol) | 1500 ft |



Double Flag Holder Bracket

Overlays are available with snaps or Velcro.

# Portable Sign Stands

## VS-2000 Compact Sign Stand



Designed to display ONLY Roll-Up signs 20" above grade

Features compact single-coil spring, fast kick release system that locks legs into place when fully extended

VS-2000 is NCHRP-350 Accepted for use with ALL Roll-Up signs

Weight 19 lbs.

Folded Dimensions: 8" x 7" x 30.5"

Extended Leg Dimensions: 93 1/2" x 49 1/2"

Includes: VS-2000-L (30" Aluminum Legs)  
VS-2000-S (24" Aluminum Legs)  
VS-2000-L (30" Steel Legs)  
VS-2000-S (24" Steel Legs)

*View our complete suite of products online at [www.vulcaninc.com/vs](http://www.vulcaninc.com/vs) or call us and one of our knowledgeable Customer Service Representatives will assist you!*

## VS-5000 Mid-Size Sign Stand



Dual vertical steel coil springs provide optimal wind-deflection and superior lateral stability

Legs and full mast are galvanized for maximum rust and corrosion resistance

Telescoping mast holds rigid signs 30" above grade (roll-ups to 62" above grade)

Two-position legs adjust for maximum stability, uneven terrain/shoulders, or optimal height

VS-5000 is NCHRP-350 accepted for use with rigid and roll-up signs

Weight is 37 lbs.

Folded Dimensions: 11.5" x 7.5" x 63.5"

Extended leg dimensions 39" x 80.5" x 90"

## VS-6000 Full-Size Sign Stand



Designed to display Roll-Up signs from 5' to 7 1/2' above grade and to display Rigid signs 5' above grade

Dual vertical steel coil-springs for optimum wind-deflection and stability

Legs and built-in 3 Flag Holder are Hi-Strength aluminum

VS-6000 is NCHRP-350 Accepted for use with ALL sign types

Weight 45 lbs.

Folded Dimensions: 10" x 10.5" x 85.25"

Extended Leg Dimensions: 126" x 50"

Three sign holder options: 1 Roll-Up Holder  
2 Rigid Holders  
3 Holder Combo

## Zephyr Sign Stand



Constructed of a steel plate molded into a recycled rubber base

The plastic corner pocket at the bottom of the sign locks in place on the base

Stands may be stacked for easy transportation and have two molded-in carrying handles

The Zephyr Sign Stand is NCHRP-350 Compliant

Weight 38 lbs.

## V11 Tripod Stand



V11 Tripod Stand  
with 48" Roll Up Sign



Heavy duty, galvanized steel tripod stand with fold up legs

Accommodates 30", 36" and 48" mesh or metal signs

All legs on this compact and economical stand fold up for ease of handling

Stand has holders for three flags (not included)

Weight 15 lbs.



# Traffic Drums/Barricade Lights

## Econocade® II Traffic Drum

Tire Locking Ring™, Texturized Locking Ring™ grips tire, giving you security on the job

Stack more at 36.77" H, you can stack at least 10% more drums in the same space - making you more productive


Comfort grip handle for secure , easy pick-up

Thick walls make this drum rugged and durable

Five tier design to maximize reflective sheeting

Available in low or high density polyethylene

NCHRP-350 Accepted, Meets MUTCD Standards



The Locking Ring™ is texturized to inhibit rotating.

36.77"H x 22.94"W (40.02"H with handle)  
Weight: 8 lbs.

## Barricade Lights

### Solar Power LED Light

No service or maintenance

Environmentally friendly, no battery disposal

Operation life up to 5 years

Meets MUTCD standards

Available in Amber / Red / Blue / Green / White



### Solar Assist Light

Operates on 4 D-Cell alkaline batteries

Solar panel trickle charges to provide superior battery life

No need to replace expensive rechargeable batteries

Meets MUTCD standards



### LED Light

Operates on 4 D-Cell alkaline batteries

The orientation of the batteries will operate light in either A or C mode

Low energy consumption reduces the number of trips to replace batteries

All plastic construction



## GEMSTONE™ VERTICAL PANEL



Dimensions: 44.5"H x 15.4"W  
Weight: 4 lbs.



20 lb. base



30 lb. base

Oversized handle with comfort grip - can be picked up easily, even with light attached

Designed to withstand repeated impacts and minimize damage to vehicles

Recessed panel protects sheeting - 8"W x 36"H

Side wall provides strength & durability

Flashing light mounting receptacle

Available in Orange and White

Recycled rubber bases with carrying handles come in two sizes: 20 lbs. and 30 lbs.

Stackable with or without base

NCHRP-350 Accepted, Meets MUTCD Standards




***Rubber Bases are made from recycled material!***

## NAVICADE™



Dimensions: 49.25"H x 7.6"W  
Weight: 3 lbs.



16 lb. base



30 lb. base

Slim design is perfect for narrow highways and street projects where space is an issue

Very durable, designed to rebound after impact

Unique handle is easy to grab even with flashing light or sign attached

Stackable with or without base for easy transportation or storage

Available with up to five stripes of sheeting

Molded-in holes for mounting lights and signs

Recycled rubber bases in two sizes, 16 lbs. and 30 lbs.

NCHRP-350 Accepted, Meets MUTCD Standards

# Traffic Cones/Cone Bar



## Cones

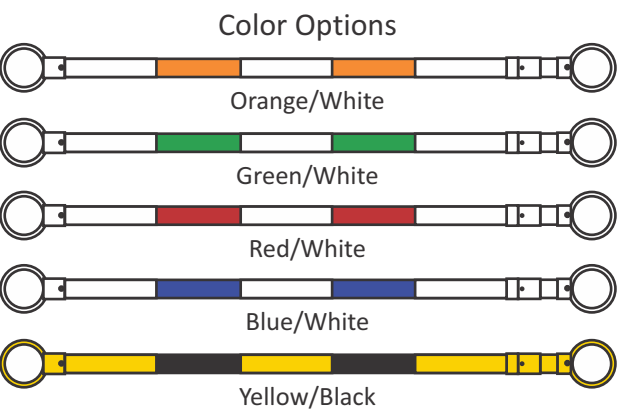
Injection Molded PVC Plastic  
Weighted Base  
Feet Assure Stacking without Sticking

Stenciling Available  
Cone heights range from 12” to 36”



*Our Cone Bar System combines durability and versatility, with easy set-up and break-down.*

## Cone Bar



Constructed of ABS (Acrylonitrile Butadiene Styrene) Plastic

Engineer Grade reflective sheeting standard

Customized Logo Decals Available Upon Request

Minimum Length 46.25”

Maximum Length 79.750”

# Stop-Slow Paddles/Safety Apparel

## Delineator Post



N-Top



Open-Top



V-Top

Blow molded low density polyethylene, which offers superior resistance to impact

Post is bright Red Orange throughout for maximum visibility

Color is UV stabilized for resistance to fading

High intensity reflective bands permanently installed

PVC weighted base is octagon shape for stability

Available in 8 lbs. and 10 lbs.

## Stop/Slow Paddles, Motorist Alert Flags & Safety Apparel



Stop/Slow Paddle shown with Telescoping Handle

Stop/Slow Paddles available with various handle options

4' - 8' Telescoping Handle

72" Aluminum Handle

6" Aluminum Handle

60" Wood Handle

Motorist Alert Flags add awareness of construction work zones

Add flags to the signs announcing their location



Mesh Vest



Lime Vest

Class 2/ANSI



Orange Vest

Class 2/ANSI



Lime Sleeved Vest

Class 3/ANSI



Lime Contrast Vest

Class 3 /ANSI



Orange Contrast Vest

Class 3/ANSI



Orange T-Shirt

Class 2/ANSI



Lime Safety Pants

Class 3/ANSI



# Barricades

## Plasticade® A-Frame Barricades

One Board Set



Two Board Set



Dimensions of A-Frame Leg: 28"W x 42"H  
(board opening - 2"W x 8"H)  
Weight: 5 lbs.

Rugged "double-wall" A-Frame plastic barricade

Perfect for crowd control and road closures

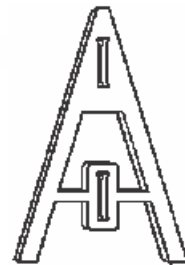
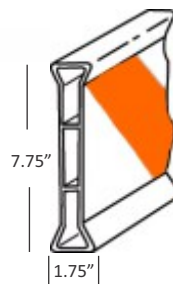
Unique I-Beam board creates a rigid barricade system and protects the sheeting

Use with one I-Beam Board or two

Flashing light mounting receptacle on each leg

Legs can be ballasted with sand

Boards weigh 1 lb. per foot and are available in three lengths (6', 8' and 10')



## Plasticade® Type I and Type II Barricades

Type I



Type II



Dimensions: 25"W x 45"H  
Weight: 16 lbs.

All plastic and maintenance free, never rusts, needs painting or leg straightening

Molded hollow so it can be internally ballasted with up to 10 lbs. of dry sand

Molded handles with mounting holes for attaching flashing lights

Features "click lock" hinges for a positive interlock in the open position

Sandbag bar (if additional weight is required)

Stacking lugs keep stacked units from sliding



## Break Away Type III Barricade

All plastic and collapsible

Lies flat for storage and transport

1" x 8" plastic boards come in 4', 6', 8', 10' and 12' lengths

Easier to transport, install and store than wood or steel Type III Barricades

Boards are available sheeted (one or both sides) or unsheeted

Accepts two flashing lights

Barricades are sold in kits with hardware included or as component parts

NCHRP-350 Accepted, Meets MUTCD Standards



## Telespar Type III Barricade

Panels are 1/2" extruded white plastic


Panels are covered on one side with barricade sheeting with 6" wide stripes

Galvanized square tubular uprights and base

Barricades and bases are shipped unassembled

When erected, top panel is 5 feet above the ground

Weight is approximately 60 lbs. each



## Type III Barricade Boards

1" x 8" plastic boards come in 4', 6', 8', 10' and 12' lengths

High density polyethylene material resists fading, chipping, or splintering

Flat surface displays retroreflective sheeting

- complies with MUTCD requirements

Hollowed core extruded design

- internal walls provide lightweight strength and durability

Can be used in various generic Type III Barricade designs accepted by FHWA

- complies with NCHRP-350



Extruded Hollow Core Design with Internal Walls for Strength and Durability



# Decals & Sign Components

The two most popular basic decal styles are round (RD) and what is commonly referred to as “truncated football” (TFD). Both styles are simple, uncluttered and inexpensive. They are available in either reflective or non-reflective material.

The decal code, located below and to the left of each replica, indicates the style and message shown in the center of the decal. Some of the more frequently ordered messages are shown but virtually any message can be inserted on the decal (with setup charge).

**All messages are available in any color shown - please specify.**

**Standard Sizes include:**

11.5” x 8” TFD

16” x 11.5” TFD

10” Circle

14” Circle



## ***MAGNETIC RUBBER CAN BE APPLIED TO ANY DECAL!***



# Custom Decals

***Let our experienced graphics team produce your custom decal.  
It's EASY- Here's all we need:***

- A workable art file such as EPS, AI, PS, CDR, CDL, DXF, DWG or PDF, or...
- A sample decal, drawing, letterhead, etc. (The better the sample sent to us, the better the detail of the finished decal).
- Tell us if you want **reflective or non-reflective** decals.
- Tell us the overall **size** you need and the **shape** (square, circle, oddball).
- SEND IT TO US!!!



# Sign Dating Decals

Signs are an important investment for your agency. Sign dating decals can help determine when the sign was erected and the sign's remaining years of useful life. These decals have a theft deterrent message that may help reduce sign theft and vandalism.

|   |  |
|---|--|
| Property of:<br><b>Your Agency's Name</b>   | '13 '14 '15<br>'16 '17 '18                                     |
| It is UNLAWFUL to deface, detach or remove any official road sign or traffic control device. It is UNLAWFUL to buy or sell this item for scrap or any other purpose punishable by fine and/or imprisonment. | JAN FEB<br>MAR APL<br>MAY JUN<br>JUL AUG<br>SEP OCT<br>NOV DEC |
| Report Sign damage or theft by calling:<br>(000) 000-0000   |  |

## **Ordering is EASY!**

*Indicate the quantity, agency name, telephone number and background color (Yellow or White).  
We do the rest!!*

## Bumper Stickers

**My child is an honor student at  
"Your Message Here"**

**FLEET WATCH**

**WE REPORT CRIME**

Many styles and sizes of bumper stickers are available.

***Contact your Customer Service Representative for full details.***

## Parking Permits



**McDuffie County  
Employee Parking**

**1084**

Window Decal Parking Permits are available consecutively numbered or without numbers. Consecutively numbered bumper decals are also available.



# Prespaced Legends

Prespaced legends arrive ready for application. Legends are computer-cut from premium vinyl film, then covered with a protective premask tape for proper spacing and alignment. Simply peel off the paper backing and apply to door or window. Instructions are supplied with each order. Legends can also be reverse-cut for application to inside of windows or glass doors. Prespaced legends have many uses for vehicle, boat or office. Call today for details!

*Available in a variety of colors in either reflective or non-reflective sheeting.*

## How To Order:

Example: If you want to order the legend "NO SOLICITING", 4" in height, color is to be white on non-reflective, to put on a clear glass door.

4" PSL, NR, White, NO SOLICITING

- 4" is the letter height
- PSL tells us it is a prespaced legend
- NR indicates non-reflective, R indicates reflective
- White gives us the color
- "NO SOLICITING" tells us what you want it to say



Prespaced legend being applied using premasked tape.

## Die Cut Letters & Numbers

| Letters or Digits | Radius Corners | Lower Case | Sign Borders    |
|-------------------|----------------|------------|-----------------|
| Size              |                |            |                 |
| 1"                | 3/8" x 1 1/2"  | 3"         | 3/8" x 50 yds   |
| 2"                | 1/2" x 1 1/2"  | 3 3/4"     | 1/2" x 50 yds   |
| 2 1/2"            | 5/8" x 1 7/8"  | 4 1/2"     | 5/8" x 50 yds   |
| 3"                | 3/4" x 2 1/4"  | 6"         | 3/4" x 50 yds   |
| 4"                | 1" x 3"        |            | 1" x 50 yds     |
| 5"                | 1 1/4" x 6"    |            | 1 1/4" x 50 yds |
| 6"                |                |            | 2" x 50 yds     |
| 8"                |                |            | 3" x 50 yds     |
| 10"               |                |            |                 |

\* Each package contains 25 identical characters.

*All letters and numbers are available in a variety of colors in either reflective or non-reflective sheeting.*

*All letters and numbers also available in A, B, C & D Series.*



## Reflective Arrows

- For 12" x 18" No Parking Signs

## When Ordering Please Specify :

- Single or Double Headed
- Engineer Grade, High Intensity or Diamond Grade Reflective Sheeting
- Size: 4" x 6" or 6" x 9"

## 3M™ Engineer Grade Prismatic (EGP)



| Color: | Part #: |
|--------|---------|
| White  | 3430    |
| Yellow | 3431    |
| Red    | 3432    |
| Blue   | 3435    |
| Green  | 3437    |
| Brown  | 3439    |

EG Beaded Material available upon request.

## 3M™ Protective Overlay Films




| Type:           | Part #: |
|-----------------|---------|
| Overlay         | 1150    |
| w/o Premask     | 1150A   |
| Premium Overlay | 1160    |
| w/o Premask     | 1160A   |

## 3M™ High Intensity Prismatic (HIP)




| Color: | Part #: |
|--------|---------|
| White  | 3930    |
| Yellow | 3931    |
| Red    | 3932    |
| Orange | 3934    |
| Blue   | 3935    |
| Green  | 3937    |
| Brown  | 3939    |

## 3M™ Barricade and Construction Work Zone



| Type:              | Part #:   |
|--------------------|-----------|
| Engineer Grade     | CW44/CW46 |
| High Intensity     | 3334/3336 |
| Diamond Grade      | 444/446   |
| Fluorescent Orange | 3924      |

## 3M™ Diamond Grade VIP/DG<sup>3</sup>




| Color: | Part #:   |
|--------|-----------|
| White  | 3990/4090 |
| Yellow | 3991/4091 |
| Red    | 3992/4092 |
| Blue   | 3995/4095 |
| Green  | 3997/4097 |

## Engineer/Super Engineer Grade Beaded



| Color: |
|--------|
| White  |
| Yellow |
| Red    |
| Blue   |
| Green  |
| Brown  |

## 3M™ Fluorescent VIP/DG<sup>3</sup>



| Color:        | Part #:   |
|---------------|-----------|
| Fl. Yellow    | 3981/4081 |
| Fl. Yel Green | 3983/4083 |
| Fl. Orange    | 4084      |

## Premium Vinyl



| Color: |
|--------|
| Black  |
| White  |
| Yellow |
| Red    |
| Blue   |
| Green  |
| Brown  |

## 3M™ ElectroCut™ Transparent Film (1170 Series)



| Color: | Part #: |
|--------|---------|
| Clear  | 1170    |
| Yellow | 1171    |
| Red    | 1172    |
| Orange | 1174    |
| Blue   | 1175    |
| Green  | 1177    |
| Black  | 1178    |
| Brown  | 1179    |

## Application Tape



Application/Premask/Transfer tape is available in all types and sizes for any application. Paper or clear tapes are sold in 100 yard rolls.

Standard Sizes: 6" x 50 yds, 9" x 50 yds, 12" x 50 yds, 18" x 50 yds, 24" x 50 yds, 30" x 50 yds, 36" x 50 yds, 48" x 50 yds  
*Reflective and non-reflective Roll Goods are available in a number of additional colors and sizes.*

# Blanks

From Ingot...



To Coil...



To Blanks...



## We Control Quality From Start To Finish.

Vulcan Signs is a fully integrated supplier of aluminum sign blanks and sheet to the traffic industry. Our sister division, Vulcan Aluminum Mill, supplies the materials and we take over from there. Our aluminum products are cut and fabricated to the customer's exact specifications using state-of-the-art equipment. We apply a chemical conversion coating as the final step using our specially designed seven-step, high-pressure spray process. We've perfected this unique coating system, providing the best corrosion-fighting coverage in the industry.

We are the largest manufacturer of aluminum sign blanks and sheet in the country and we can fulfill your aluminum needs at unbeatable prices. We produce and supply alloy 5052-H38, the industry standard, and all of our aluminum is lab certified. Certifications available upon request at time of order.

Vulcan Signs is also now offering the service of refurbishing and/or refacing old aluminum blanks. Contact your customer service representative for details on how this service can increase your cost savings!
















***We can also fabricate specialty blanks using our in-house laser cutter!***



**Over 60 Stock Items Shipped In 48 Hours Or Less, Guaranteed.**



## Stock Aluminum Blanks

| Rectangle   |           | Size   |                 |   | Triangle            | Size |
|---|-----------|--|-----------------|---|---------------------|------|
|        | 12" x 6"  | 24" x 8"   | 30" x 36"       |     | 30" x 30" x 30"     |      |
|   | 12" x 9"  | 24" x 10"  | 36" x 12"       |   | 36" x 36" x 36"     |      |
|   | 12" x 18" | 24" x 12"  | 48" x 24"       |   |                     |      |
|   | 12" x 36" | 24" x 18"  | 48" x 30"       |   |                     |      |
|   | 18" x 6"  | 24" x 30"  | 60" x 24"       |   |                     |      |
|   | 18" x 12" | 24" x 36"  | 60" x 30"       |   |                     |      |
|   | 18" x 24" | 30" x 18"  |                 |   |                     |      |
|   | 21" x 15" | 30" x 24"  |                 |   |                     |      |
| The horizontal measurement is always given first, followed by the vertical measurement. |           |  |                 |   |                     |      |
| Square  |           | Size   | Pentagon        | Size  | Octagon             | Size |
|        | 18" x 18" |     | 30" x 30"       |    | 24" x 24"           |      |
|   | 24" x 24" |  | 36" x 36"       |   | 30" x 30"           |      |
|   | 30" x 30" |  |                 |   | 36" x 36"           |      |
|   | 36" x 36" |  |                 |   |                     |      |
| Diamond   |           | Size   | Circle          | Size  | County Route Marker | Size |
|       | 24" x 24" |    | 30" x 30"       |   | 24" x 24"           |      |
|   | 30" x 30" |  | 36" x 36"       |   |                     |      |
|   | 36" x 36" |  |                 |   |                     |      |
|   | 48" x 48" |  |                 |   |                     |      |
| Interstate Shield   |           | Size   | Pennant         | Size  | Street Name Blanks  | Size |
|      | 24" x 24" |   | 48" x 48" x 36" |  | 18" x 6"            |      |
|   |           |  |                 |   | 24" x 6"            |      |
|   |           |  |                 |   | 30" x 6"            |      |
|   |           |  |                 |   | 36" x 6"            |      |
|   |           |  |                 |   | 42" x 6"            |      |
|   |           |  |                 |   | 24" x 9"            |      |
|   |           |  |                 |   | 30" x 9"            |      |
|   |           |  |                 |   | 36" x 9"            |      |
|   |           |  |                 |   | 42" x 9"            |      |
|   |           |  |                 |   | 48" x 9"            |      |
| Extruded  |           | Size   | Crossbuck       | Size  |                     |      |
|      | 18" x 6"  |  | 48" x 9"        |   |                     |      |
|   | 24" x 6"  |  |                 |   |                     |      |
|   | 30" x 6"  |  |                 |   |                     |      |
|   | 36" x 6"  |  |                 |   |                     |      |
|   | 42" x 6"  |  |                 |   |                     |      |
|   | 24" x 9"  |  |                 |   |                     |      |
|   | 30" x 9"  |  |                 |   |                     |      |
|   | 36" x 9"  |  |                 |   |                     |      |
|   | 42" x 9"  |  |                 |   |                     |      |
|   | 48" x 9"  |  |                 |   |                     |      |

# Specialty





# Digital Printing

Let our experienced graphics team design and produce a custom sign using our state-of-the-art digital printer. Our team has the skills to craft a design that will ensure your sign or decal is clear, effective and a reflection of your overall branding strategy. We utilize 3M™ sheeting for digital printing projects.




**3M™** Reflective Sheeting  
Products Fabricator



We have the knowledge, expertise and equipment to ensure your branding stays consistent throughout your signage.



# Digital Printing



Our state-of-the-art digital printer has the capability to handle detailed printing jobs with outstanding quality.

## Laser Cutting

### Want A Truly Unique Sign?

Our in-house laser cutter has many capabilities, including producing unique laser cut metal blanks and sign substrates. Blanks can be cut in virtually any size and shape. The blank can be sold as is or our team of graphics experts can design a message to be applied to the substrate via silk screening or digital printing. Messages can also be reverse cut, creating an opening where the letters are formed.



Custom metal blanks also available!






## Laser Cut Shapes, Designs and Letters




Laser cut blanks are available in a variety of pre-drawn templates or our graphic designers can create a custom design for your specific needs.

## Laser Cut Privacy Panels



Laser Cut Privacy Panels are a great way to showcase your brand in your office or production area!

***Create Custom Signage That Stands Out!***



# Pavement Markings



# Traffic Striping Paint

## Water Based Paint

| Acrylic Cold Applied Durable Fast Dry Waterborne Paints |          |          |
|---|----------|----------|
|   | Dry Time | Clean Up |
| AW-250 White  | 3-10 Min | Water    |
| AY-251 Yellow   | 3-10 Min | Water    |
| AB-245 Black  | 3-10 Min | Water    |
| AL-247 Blue   | 3-10 Min | Water    |
| AR-249 Red  | 3-10 Min | Water    |

| Latex Cold Applied Fast Dry |          |          |
|-----------------------------|----------|----------|
|                             | Dry Time | Clean Up |
| AW-210 White                | 5-15 Min | Water    |
| AY-211 Yellow               | 5-15 Min | Water    |

| Latex Slow Dry |           |          |
|----------------|-----------|----------|
|                | Dry Time  | Clean Up |
| AB-302 Black   | 15-60 Min | Water    |
| AR-303 Red     | 15-60 Min | Water    |
| AL-304 Blue    | 15-60 Min | Water    |

## Solvent Based Paint

| Fast Dry Thermoplastic Paint |          |          |
|------------------------------|----------|----------|
|                              | Dry Time | Clean Up |
| PB-10 White                  | 2-10 Min | Toluene  |
| PB-11 Yellow                 | 2-10 Min | Toluene  |

| Conventional Alkyd Based Slow Dry |           |          |
|-----------------------------------|-----------|----------|
|                                   | Dry Time  | Clean Up |
| TW-52 White                       | 15-30 Min | Naphtha  |
| TY-53 Yellow                      | 15-30 Min | Naphtha  |
| TB-63 Black                       | 15-30 Min | Naphtha  |
| TR-90 Red                         | 15-30 Min | Naphtha  |
| TB-92 Blue                        | 15-30 Min | Naphtha  |

- All paints supplied in 5 gallon pails
- Specifications available

## Drop-On Glass Beads

Type I  
(Meet AASHTO and Federal Specs)  
In 50 lb. bags only





# Paint Striper

## Model 5-10A



### Specifications:

- Engine: 5.5 hp Honda, 4 cycle, air cooled
- Air Operated Paint Gun: (1) Binks 2001 w/709 nozzle and 68 tip
- Tires: (2) rear 4.80 x 8, (1) front 3.00 x 5
- Paint Tank: 12-gallon S/S Waterbase comp.
- Compressor: single stage 2 cycle, 12.5 cfm
- Agitator hand crank, paddle type
- Solvent System Capacity = 1 gallon

### Optional Equipment:

- Hand gun with 25' hose
- Hand brake
- Power drive
- Beader (single gun)
- T-5 Timer assembly
- Sulky Trailer with seat and brake

## Flexible Stencils

Stencils are manufactured using durable, low density polyethylene. To clean, allow the paint to dry, then flex the stencil and the dried paint will flake off. If the paint is not thoroughly dry, the old paint can be peeled off.

- Lighter than wood
- Rolls up for ease of transport
- Will not crack, chip or splinter
- Fast, easy clean-up

***Aluminum Stencils  
also available!***



Handicap Stencils available in 32" x 24" and 48" x 36".



No Parking Stencil is 29" x 19" with 12" letters.



Arrow Stencils available in 6' and 8'.

# Raised Pavement Markers

Available in Yellow, White, Blue and Red, in One-Way and Two-Way reflective.

## Epoxy Adhesive for Pavement Markers:

- One set of tubes is sufficient to install approx. 15 markers
- 1/2 gallon set is sufficient to install approx. 50 markers
- 2 gallon set is sufficient to install approx. 200 markers

***Pressure sensitive pavement markers are also available.***



## Wheel Stops & Bumps


### Wheel Stops



- Available in Yellow, White, Gray, Blue and Black
- Molded-In Color - Never needs painting
- Can be installed by one man - No heavy equipment required
- 3 anchors supplied with each

| Length | 3'      | 4'      | 6'      |
|--------|---------|---------|---------|
| Weight | 12 lbs. | 16 lbs. | 24 lbs. |

### Wheel Bumps



- Available in Yellow
- Molded-In Color
- Never needs painting

| Length | 4'      | 6'      | 9'      |
|--------|---------|---------|---------|
| Weight | 15 lbs. | 23 lbs. | 34 lbs. |




# **Sign Posts & Accessories**



# U-Channel Sign Posts



Powder Coated



Galvanized

U.S. New-Billet Steel conforming to ASTM A-499

Hot rolled posts from high carbon steel for superior strength

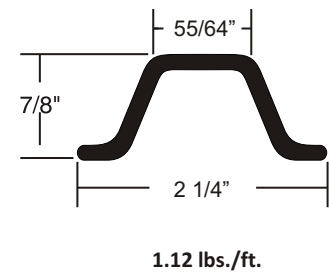
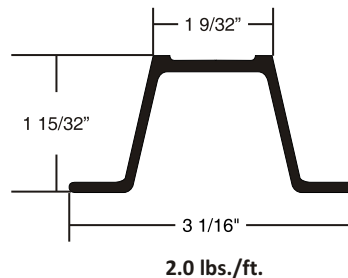
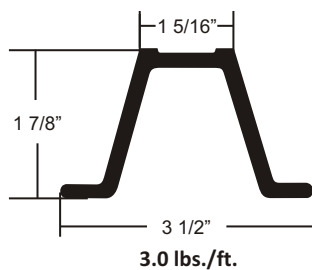
Powder Coated or Galvanized to ASTM A-123

NCHRP 350 Approved

Mounting Holes - 3/8" diameter on 1" centers, entire length of post, tapered on one end

Multiple Sizes and Colors Available

## Cross Section of U-Channel Posts



*U-Channel sign posts are offered in a variety of colors for special applications. Call for pricing and information.*

| Green                         | Galvanized                    |
|-------------------------------|-------------------------------|
| Length- lbs. per ft.          | Length- lbs. per ft.          |
| 6'- 1.12#/ft. Delineator Post | 6'- 1.12#/ft. Delineator Post |
| 7'- 1.12#/ft. Delineator Post | 7'- 1.12#/ft. Delineator Post |
| 5'- 2#/ft.                    | 5'- 2#/ft.                    |
| 6'- 2#/ft.                    | 6'- 2#/ft.                    |
| 7'- 2#/ft.                    | 7'- 2#/ft.                    |
| 8'- 2#/ft.                    | 8'- 2#/ft.                    |
| 9'- 2#/ft.                    | 10'- 2#/ft.                   |
| 10'- 2#/ft.                   | 11'- 2#/ft.                   |
| 11'- 2#/ft.                   | 12'- 2#/ft.                   |
| 12'- 2#/ft.                   | 3 1/2' - 3#/ft.               |
| 3 1/2' - 3#/ft.               | 10' - 3#/ft.                  |
| 10' - 3#/ft.                  | 12' - 3#/ft.                  |
| 12' - 3#/ft.                  | 14' - 3#/ft.                  |

Contact us for availability on sizes not listed.



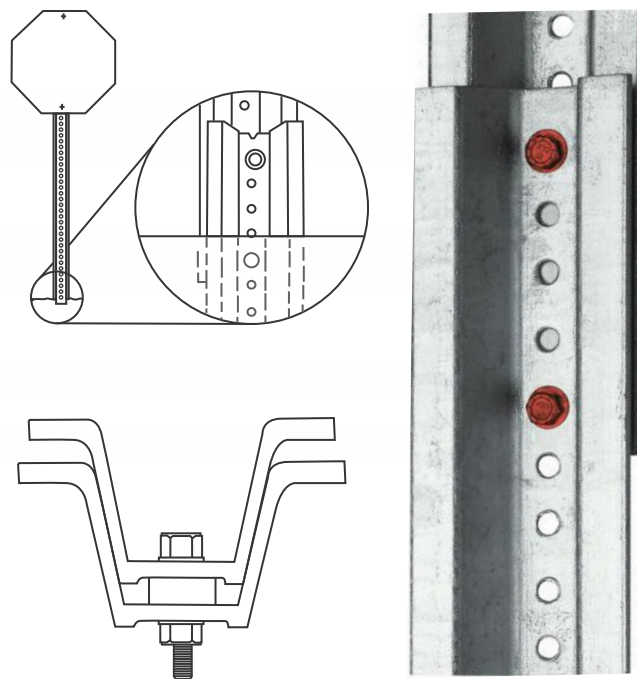
# U-Channel Breakaway

## Lap Splice

The **LAP SPLICE™** is a ground-mounted, bolted-base breakaway system for any size U-Channel. And it costs remarkably less than competitive breakaway systems.

Designed for Safety and Economy, the system utilizes a short base or ground post, so it can easily and quickly be driven into even the hardest clay soils from ground level with manual or power tools. Nesting and bolting the top post to the bottom post takes just minutes, so installation crews spend less time by the side of the road, reducing their exposure to traffic-related injury.

The economy of the LAP SPLICE™ system is by design. Just two special bolts and a bar spacer are needed to join the top post to the base post.



## Slip Safe



### **The Breakaway System for High-Impact Areas**

This durable, safe and reusable breakaway system is the ideal solution for small sign supports in high-impact areas. SLIP-SAFE™ is designed to be installed – and reinstalled – quickly and cost effectively. It can handle sign panels up to 42 sq. ft. using three 4 lbs./ft RIB-BAK posts within a 7 ft. span.

### **Simple Slip Base System**

The system utilizes a short RIB-BAK base or ground post, so it can easily and quickly be driven into even the hardest clay soils from ground level in just minutes. Specially designed castings are bolted to the top and bottom posts. These assemblies are bolted together with U-washers, with a keeper plate in between. All assemblies use basic hand or power tools.

### **Exceptional Driver Safety**

SLIP SAFE™ exceeds crash impact standards by more than 200 percent. NCHRP 350 criteria for occupant impact velocity has established a maximum of five meters per second, with three meters per second preferred. In field tests, the SLIP SAFE™ cut the preferred occupant impact velocity in half.

### **Reusability**

By design, virtually the entire system is reusable after being hit. This reduces re-installation time and saves money by reducing the cost of purchasing new parts and hardware.

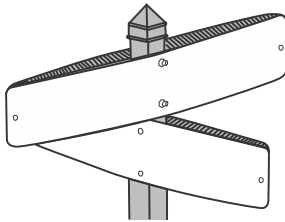



# Galvanized Square & Round Posts

## For Mounting Street Name And Traffic Control Signs


Posts Are Manufactured From Galvanized Steel For Long Life!

2" x 2"  
Square  
14 Gauge



| Length | Width       | Round or Square | Gauge |
|--------|-------------|-----------------|-------|
| 10'    | 2 3/8" O.D. | Round           | 16    |
| 12'    | 2 3/8" O.D. | Round           | 16    |
| 10'    | 2" x 2"     | Square          | 14    |
| 12'    | 2" x 2"     | Square          | 14    |


- Posts are supplied with no holes. Custom drilling is available.
- Other lengths and wall thicknesses are available.



**IN-81 Pedestal Base**  
Pedestal Base will accept U-Channel,  
Round or Square posts.  
Weight is 10 lbs.



2 3/8" O.D.  
Round  
16 Gauge



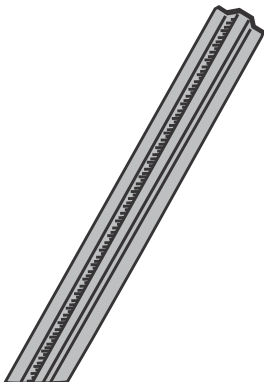
## Aluminum Sign Posts

### The Rust-Proof Alternative!

#### U-Channel Delineator Posts


Ideal for small signs or delineators.

- Alloy 6063-T6
- Weight per foot .38 lbs.
- Holes can be drilled to your specs
- Stocked in 6' lengths



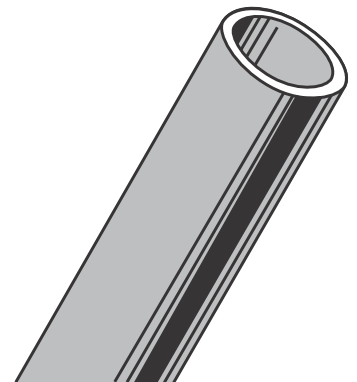
#### Square Posts

- 2" x 2" Square Aluminum Post
- Alloy 6063-T6
- .125 Wall
- Weight per foot 1.125 lbs.
- Holes can be drilled to your specs
- Stocked in 12' lengths



#### Round Posts

- 2 3/8" O.D. Aluminum Posts
- Alloy 6063-T6
- .109 Wall
- Weight per foot .931 lbs.
- Holes can be drilled to your specs
- Stocked in 10' and 12' lengths



# Square Breakaway Posts

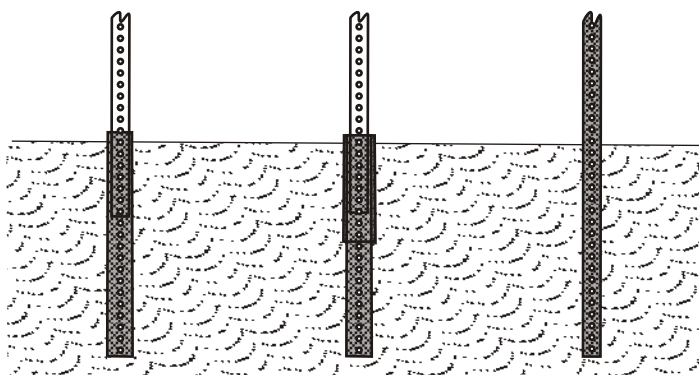
## A Complete System

Meeting the needs of a traffic signing program is a difficult and complex problem. From the smallest village and backroad to the largest city and interstate highway, traffic signs must be in place doing their jobs. This requires a versatile, economical product backed by a proven manufacturer.

Our square breakaway system offers all of these features:

- Easy, safe installation by hand or power
- Convenient sign mounting before installation
- Torsional strength and corrosion resistance from high strength, square galvanized tubing
- Versatile, four-sided sign mounting, at any height
- Fast, economical replacement of damaged sign posts using original anchor assembly
- FHWA approved yielding capability
- Available in a full range of sizes with complete telescoping ability, and can be used in breakaway or single post installations

### Easy and Safe Installation



Anchor Base      Yielding Breakaway      Single Post

| 4-Hole Punch           | Anchor Base                |
|------------------------|----------------------------|
| 10' - 1 3/4" SQ 14 GA  | 3' - 2" x 2" Anchor 12GA   |
| 12' - 1 3/4" SQ 14 GA  | 3' - 2 1/4" Anchor 12 GA   |
| 8' - 2" x 2" SQ 14 GA  | 30" - 2" x 2" Anchor 12 GA |
| 10' - 2" x 2" SQ 14 GA | 30" - 2 1/4" Anchor 12 GA  |
| 12' - 2" x 2" SQ 14 GA | Quik-Punch 14 GA           |
| 10' - 2" x 2" SQ 12 GA | 10' - 2" x 2" Quik-Punch   |
| 12' - 2" x 2" SQ 12 GA | 12' - 2" x 2" Quik-Punch   |

All lengths, sizes and gauges available.

Contact your Customer Service Representative for details.



### Anchor Base

2 1/2' or 3' length of square tubing is driven into the soil to serve as an anchor base. Using either hand or power equipment, 1" or 2" is left above the surface. One man working at ground level can safely and easily insert the sign post into the anchor base and bolt in place, with a single corner bolt. Signs can be bolted onto the post before installation.

### Yielding Breakaway

A yielding breakaway system is easily created by using an outer sleeve of the next larger size tube than the original anchor base. This additional sleeve, approximately 18" long, provides a double wall thickness to accomplish the breakaway function. When installing in soil, it is advisable to drive the anchor base and other sleeve together leaving the anchor assembly 1" or 2" above the surface. The sign post is then inserted and bolted into the anchor assembly. Upon impact, the post yields at the top of the anchor assembly, normally leaving it undamaged.

### Single Post

The sign post may be also installed from a truck or step ladder simply by driving a single post into the ground, either by power equipment or sledge hammer, using protective drive caps.

### Accessories

- 3/8" Drive Rivets
- Corner Bolts for all bases
- Heavy Hex Jam Nuts
- Drive Caps for all post sizes



**Big Boy Drive Cap**

17.3 lbs., 4 3/4" high, 5 3/4" wide, 1/2" thick.  
AISI 4140 alloy steel casting for longer lasting use. Excellent for 2-3 lb. Rib-bak posts and other channel sign posts.



**Junior Drive Cap**

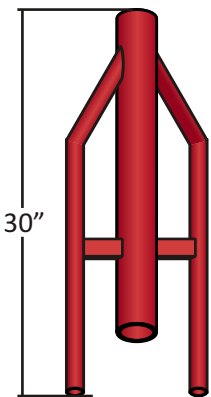
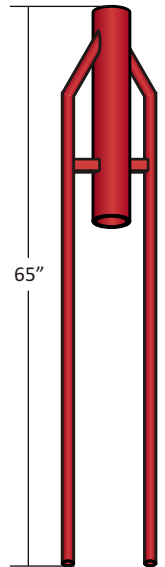
4 lbs., 3 3/4" high, 2 1/2" square.  
AISI 4140 alloy steel casting. For "light duty" when only a limited number of posts are to be driven.  
Fits 2 lb. channel posts only.

## One Man Drivers



**Handy Handle Heavy Duty One Man Driver**

- 65" length permits one man to drive posts up to 12' from ground level
- Barrel I.D. 3 3/4"
- Weight 38 lbs.
- Weighted with hardened steel insert, swedged, pinned, welded



**Lightweight Post Driver**

- For delineator posts and snow fence posts
- Barrel I.D. 2 1/2"
- The short, weighted barrel makes this one of the easiest drivers to use on any length post
- The steel driving weight is pinned and welded, guaranteed not to drive out
- Barrel length 24"
- Overall length 30"
- Weight 21 lbs.



# Hand Operated Jacks

## HD-7A Heavy Duty Hand Operated Jack With Handle

- 25" Tall Heavy Duty Jack with trussed stronger handle
- Use with NO.HD-4AAA Puller

## H7 Hand Operated Jack With Handle

- 19" Tall Standard Jack for pulling channel posts, round posts, parking meter posts and delineator posts
- Same handle is used for both pullers
- Handle is separate from base and has two different leverage positions
- Handle can be used for straightening twisted channel posts
- Net weight for base and handle is 44 lbs.
- Base and handle available separately
- Use with NO. 4A or NO. HD-4AAA Puller



Sold as a set  
or separately.



# Detachable Pullers

- For use with hand operated jacks shown above to pull steel or wood posts
- Hardened jaws prevent slipping
- Pullers adjust to any shape post
- Three sizes available for all posts



### NO. HD-4AAA

- Extra heavy duty puller with longer, heavier chain.
- Pulls any size post up to 6 1/4" x 6 1/4" O.D.
- Use with HD-7A Jack
- Weight 23 lbs.

### NO. HD-4AA

- For pulling posts up to 4 1/4" x 4 1/4" O.D.
- Use with H7 Jack
- Weight 18 lbs.

### NO. HD-4A

- For pulling posts up to 3 1/4" x 4" O.D.
- Use with H7 Jack
- Weight 11 lbs.

Our **PL-3 Hydraulic Post Puller** is the low cost answer for pulling sign posts.

The 53 lb. (24 kg.) hand portable Model PL-3 Post Puller is easily operated by one person. Completely self-contained, its hydraulic pump produces over 3 tons of pressure to easily pull posts up to 4" x 6" (101 mm x 152 mm).

## Specifications

|   | Model and/or Part No. | Height   | Width & Length | Hook Opening | Cable | Pulling Stroke | Weight  |
|---|-----------------------|--|----------------|--------------|-------|----------------|---------|
| 1 | PL-3 071000           | 36 3/4"  | 12" x 12 1/4"  | 1"           | 3/8"  | 39"            | 53 lbs. |
| 2 | 071040                | Post Grabber with an opening of 4 3/8" wide x 2 1/2" deep for the post to be pulled and a 1 1/2" hook eye opening, weighing 11.50 lbs. |                |              |       |                |         |



**PL-3 Grabber**

# Self Locking Steps and Anchor Plate

## Self Locking Steps



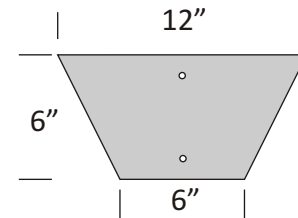
### NO. 6U

- For sign work on single U-channel sign posts 2 lb. or 3lb. per foot.
- Also used as a tool for straightening posts.
- Has place to insert handle for additional leverage.
- Weight 7 lbs.

### NO. 6A2

- For use on standard 2 3/8" O.D. Round Posts

## Galvanized Anchor Plate



- Holds post firmly in the ground
- 2- 7/16" holes on 4" centers

# Post Reflectors



**Sign Post Reflectors** provide an added dimension of visibility to your signage for oncoming traffic. They are manufactured with Vulcan 5052-H38 Aluminum substrate and your choice of reflective sheeting. 3M™ High Intensity Prismatic or Diamond Grade Sheetting is recommended for maximum effectiveness. Reflectors are available in standard traffic colors.



# Mechanical Post Drivers

## Air-Operated Post Driver Model PD-55

Easily operated by one person, the PD-55 delivers 1700 blows per minute. One moving part, a reciprocating piston, strikes directly on the Post or Driving Adaptor. The Drivers have low air consumption rates, are lightweight and hand portable, ideal for working in urban or rural areas. All you need is 42 cfm, a Filter-Regulator-Lubricator to assure clean air, 90 psi and ten drops of oil per minute, and your PD-55 Post Driver will give you fast, low cost driving. Alloy Steel Pistons and other features insure little or no maintenance.

Four Air Operated Post Drivers let you pick the right size for your job. In seconds, one man can drive Channel Posts, Stakes or any shape up to 4". Special adapters available for Guard Rail Posts, Square Posts and other posts.

3 7/8" capacity post driver is ideal for 2 lb. and 3 lb. channel posts, round and square pipe and tubing, delineator, snow and fence posts.

| Description                 | Weight  |
|-----------------------------|---------|
| PD-55 Complete Unit         | 97 lbs. |
| PD-55 Driver                | 66 lbs. |
| Throttle Valve Kit          | 6 lbs.  |
| Filter-Regulator-Lubricator | 6 lbs.  |
| Carrier for F-R-L           | 12 lbs. |
| 16 Ft. Air Hose             | 7 lbs.  |
| PD-55 Post Adaptor          | 9 lbs.  |



Complete Unit Consists Of:

PD-55 Driver  
Throttle Valve Kit  
Filter-Regulator-Lubricator (FRL)  
Carrier for FRL  
16 ft. of Air Hose



### Need An Air Compressor?

*Give us a call and one of our knowledgeable Customer Service Representatives will assist you.*

## Gas Powered Post Driver Model GPD-30

- For smaller posts less than 2" O.D.
- Lightweight, compact driver with 4-cycle engine
- Easy to transport - weighs only 35 lbs.
- Powerful and fast - drives posts in seconds
- No additional equipment required



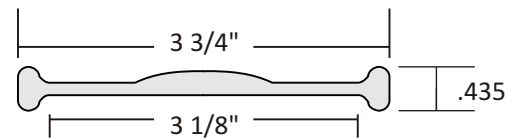
Model GPD-30



The Vulcan Driveable Marker (DRV) is a fiberglass based composite marker developed to drive easily in all soil conditions, while maintaining flexibility.

## Unique Design

Recessed design on both sides protect the vinyl sheeting from damage during installation or vehicle impacts.

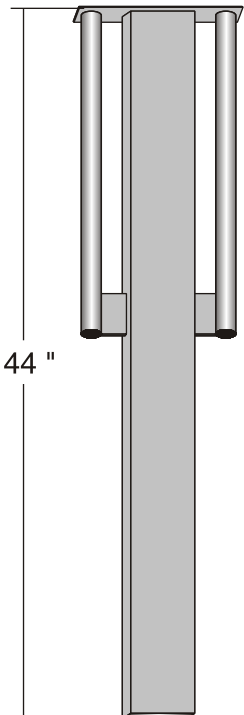


Cross Section

## Specifications

- Standard length = 66"
- Other lengths = 60", 72" and 78"
- Weight per foot = .58 pounds
- Choose from Diamond Grade or High Intensity Sheeting for 3" x 12" reflective decals

## VF-101 Installation Tool



## Driveable Installation Tool (VF-101)

Specifically designed for flat type markers, this economical and convenient tool makes markers easy to install. A worker can install a marker in less than one minute.


- Manufactured from steel, with powder coated finish.
- Driver is 44" in length.
- Weight is 16.5 lbs.

## Pilot Hole Hammer (VF-102)

Steel construction designed for installation in challenging soil conditions.

## Economy Driver (VF-105)

For use in loose, undisturbed soil.



White, Yellow, Orange, Red, Blue  
or Green available.  
Custom colors also available.



# Flexible Delineator Posts

## Safe-Hit Flexible Post System

### Hazard Markers and Guide Posts:

Safe-Hit manufactures a complete line of Flexible Guide Posts and Channelizers which provide delineation and enhance motorist safety on public and private roadways.



These Guide Posts and Channelizers are flexible, replaceable, recyclable and engineered to withstand up to 20 vehicular impacts; 10 at 55 mph and 10 at 35 mph. Safe-Hit products are designed to meet or exceed state specifications.

The patented, unique design of Safe-Hit products offers motorists 360° visibility, day or night, in all types of weather (-20° to +160°).

The Safe-Hit Guide Post is recommended for flexible roadside delineation, on-off ramps, curves, culverts, high impact areas and obstructions.

The design of the galvanized soil anchor facilitates installation of the entire Safe-Hit product line. Various lengths and styles are available for all soil conditions.

The soil anchor is driven by hand or power tools, and allows for ease of installation and replacement. Anchors are also available for asphalt or concrete applications.



### Surface Mount Channelizers




The Safe-Hit Channelizers are used for marking islands, gore areas, construction zones, centerline medians and H.O.V. lanes.

The posts are co-extruded polyethylene with U.V. inhibitors that will not crack, peel, discolor, rot or corrode. Various colors, heights and reflective configurations are available to meet state specifications.

The Safe-Hit surface mounted bases are used for temporary or permanent installation of the entire product line. The bases are installed on asphalt or concrete with epoxy, butyl pad or bituminous adhesive.

The twist lock feature allows for quick replacement of a channelizer, minimizing exposure of maintenance and construction personnel to traffic.

# Flexible Delineator Posts



**NO. 1**  
Hazard Marker



**NO. 2**  
Guide Post



**NO. 3**  
Guide Post

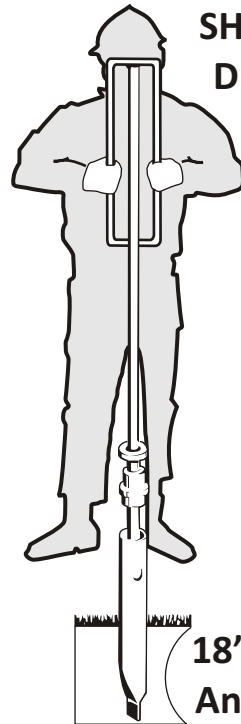
## Safe-Hit Guide Post

**NO. 1 - Hazard Marker** - post flattened on top with 3 - 3" x 3" reflective patches

**NO. 2 - Guide Post** - post flattened on top with 1 - 3" x 9" reflective strip

**NO. 3** - round post with 1- 6" x 7 1/2" reflective wrap

Safe-Hit Posts are 2 3/8" in diameter and available in White, Yellow and Orange. Standard reflective sheeting is 3M™ High Intensity Prismatic in Yellow, White and Orange. Custom colors available. 25 posts per case.



**SH-30-6**  
Driver

**18" Soil**  
Anchor

## Starter Kits

### Soil Anchor Kit Includes:

- 25 Safe-Hit Posts with 18" Soil Anchors
- 1 SH-30-6 Anchor Driver

### Surface Mount Kit Includes:

- 10 Safe-Hit Posts
- Surface Mount Bases
- 10 Epoxy Kits or Butyl Pads

## Soil Anchored Posts

| Type                    | Description   | Height Above Ground          |
|-------------------------|---------------|------------------------------|
| No. 1                   | Hazard Marker | 24", 28", 36", 42", 48", 54" |
| No. 2                   | Guide Post    | 24", 28", 36", 42", 48", 54" |
| No. 3                   | Guide Post    | 24", 28", 36", 42", 48", 54" |
|                         | Driver        |                              |
| Other lengths available |               |                              |

## Surface Mount Posts\*

| Type                    | Description   | Height Above Ground          |
|-------------------------|---------------|------------------------------|
| No. 1                   | Hazard Marker | 18", 24", 28", 36", 42", 48" |
| No. 2                   | Guide Post    | 18", 24", 28", 36", 42", 48" |
| No.3                    | Guide Post    | 18", 24", 28", 36", 42", 48" |
| Case                    | Butyl Pads    | 40 per case                  |
| Case                    | Epoxy         | 25 units per case            |
| Other lengths available |               |                              |

**Must specify color of post and sheeting.**

\* Butyl pads or epoxy required for installation.  
Must be ordered separately.



# Brackets



## VS-1

- For Extruded Blades
- 5 1/2" Blade Holder
- Heavy duty for added support
- 180° U-Channel Cap shown
- U-Channel also available in 90°
- Supplied with Set Screws
- Vandal Proof Hardware available



**VS-1 CAP**  
For Round Post



**VS-1 Cross**  
For use with any cap



**VS-1 UC Cap**  
For U-Channel Post



**VS-1 Dual Cap**  
For use with 2 3/8" O.D. Post  
or 2" Square Post

## VS-2

- For Flat Blades
- 3 1/2" Blade Holder
- 90° U-Channel Cap shown
- U-Channel also available in 180°
- Supplied with Set Screws
- Vandal Proof Hardware available



**VS-2 Cap**  
For Round Post



**VS-2 UC Cap**  
For U-Channel Post



**VS-2 Cross**  
For use with any cap

## VS-3

- For Extruded Blades
- 3 5/32" Blade Holder
- 90° U-Channel Cap shown
- U-Channel also available in 180°
- Supplied with Set Screws
- Vandal Proof Hardware available



**VS-3 Cap**  
For Round Post



**VS-3 UC Cap**  
For U-Channel Post



**VS-3 Cross**  
For use with any cap

## VS-4

- For Flat Blades
- 5 1/2" Blade Holder
- Heavy duty for added support
- 180° U-Channel Cap shown
- U-Channel also available in 90°
- Supplied with Set Screws
- Vandal Proof Hardware available



**VS-4 Cap**  
For Round Post



**VS-4 Cross**  
For use with any cap



**VS-4 UC Cap**  
For U-Channel Post




**VS-4 Dual Cap**  
For use with 2 3/8" O.D. Post  
or 2" Square Post

# Brackets

## VS-9 F

- For Flat Blades
- Full 6" Blade Holder
- Heavy duty Gussets
- 180° U-Channel Cap shown
- U-Channel also available in 90°
- Supplied with Set Screws
- Vandal Proof Hardware available



**VS-9F Cap**  
For Round Post




**VS-9F UC Cap**  
For U-Channel Post



**VS-9F Cross**  
For use with any cap

## VS-9 EX

- For Extruded Blades
- Full 6" Blade Holder
- Heavy duty Gussets
- 180° U-Channel Cap shown
- U-Channel also available in 90°
- Supplied with Set Screws
- Vandal Proof Hardware available



**VS-9EX Cap**  
For Round Post



**VS-9EX UC Cap**  
For U-Channel Post



**VS-9EX Cross**  
For use with any cap

## VS-12 F

- For Flat Blades
- Full 12" Blade Holder
- Supplied with Set Screws
- Vandal Proof Hardware available




**VS-12F U-Channel 90°**  
For U-Channel Post



**VS-12F Cross**  
For use with any cap



**VS-12F U-Channel 180°**  
For U-Channel Post



**VS-12F Dual Cap**  
For use with 2 3/8" O.D. Post  
or 2" Square Post

## VS-12 EX

- For Extruded Blades
- Full 12" Blade Holder
- Supplied with Set Screws
- Vandal Proof Hardware available



**VS-12EX U-Channel 90°**  
For U-Channel Post



**VS-12EX Cross**  
For use with any cap



**VS-12EX U-CHANNEL 180°**  
For U-Channel Post



**VS-12EX DUAL CAP**  
For use with 2 3/8" O.D. Post  
or 2" Square Post

Larger Blade Holders for Flat and Extruded Blades available. Please call and reference VS-18 and VS-24.



**VS-24F Dual Cap**  
For use with  
2 3/8" O.D. Post  
or 2" Square Post

## SUPR-LOK-F

- For Flat Blades
- 5 1/2" Blade Holder
- Supplied with Standard Set Screws
- Vandal Proof Hardware available



**#91UF-OL90 Cap**  
For U-Channel Post



**#91UF-NU180 Cap**  
For U-Channel Post



**#922F Cap**  
For Round Post



**#990F Cross**  
For use with any cap

## SUPR-LOK-EX

- For Extruded Blades
- 5 1/2" Blade Holder
- Supplied with Standard Set Screws
- Vandal Proof Hardware available



**#91UX-OL90 Cap**  
For U-Channel Post



**#91UX-NU180 Cap**  
For U-Channel Post



**#922X Cap**  
For Round Posts



**#990X Cross**  
For use with any cap

## VST-12

- Specify Flat or Extruded Blades
- 12" Adjustable Blade Holder
- Supplied with Standard Set Screws
- Vandal Proof Hardware available



**VST-12 U-Channel Cap**  
For U-Channel Post  
or 2" Square Post



**VST-12 Cross**  
Fully adjustable cross

## VST-6

- 5 1/2" Blade Holder
- Specify Flat or Extruded Blades
- Supplied with Standard Set Screws
- Vandal Proof Hardware available



**12" Blade Holder  
& U-Channel Mount**  
For U-Channel Post  
or 2" Square Post



**VST-12 Cross**  
Fully adjustable cross

## #457 Universal Bracket

- Specify 457F for Flat or 457X for Extruded
- 3 1/2" Blade Holder
- Supplied with Standard Set Screws



**#457 Universal Bracket**  
Adjustable Cross for 45° or 180°



# Brackets

## VS-44

- For 4" x 4" Square Wood Post
- 4" or 6" Blade Holders available
- Specify Flat or Extruded Blades
- Post Cap normally mounted on top of post. May also be mounted on side of post to be used as a Cantilever Bracket



**VS-44 Short**  
4" Blade Holder



**VS-44 Long**  
6" Blade Holder

## Closure Caps



**Pyramid Cap**  
For 2" x 2" Square Post  
Caps for other size posts  
available



**VSCPC250 Acorn Cap**  
For 2 3/8" O.D. Round Post  
Caps for other sizes  
available



**VSCDC250 Dome Cap**  
For 2 3/8" O.D. Round Post  
Caps for other sizes  
available



**Round Closure Cap**  
For 2 3/8" O.D. Round Post  
Supplied with  
Standard Set Screws

## Wing Brackets

- For Extruded Blades
- Furnished with fasteners
- Held in place with strapping
- Available in lengths for 6", 6 3/4" and 9" Blades



**VS-1A**

- For Flat Blades
- 4 1/16" long
- Held in place with strapping or can be bolted



**VS-1B**

## Clamps



**U-Bolt Clamp**  
For 2 3/8" O.D. Post  
Two brackets required  
to mount a sign



**Post Clamp**  
2 Piece Extruded Aluminum Clamp  
Available for 2 3/8", 3", 3 1/2", 4"  
and 4 1/2" O.D. Post  
Two brackets required  
to mount a sign



**BB832**  
Back to Back Sign Clamp  
For 2 3/8" O.D. Post  
Two brackets required  
to mount two signs  
on same post

## Cantilever Brackets



**VS-1C**  
14 1/2" Arm  
Secured with strapping or bolts



**VS-1C Extension**  
Extends VS-1C to a maximum  
of 29 1/2"



**VS-1C With Extension**  
Pieces sold separately as listed



**VS-800**  
24" Arm  
Secured with strapping or bolts



**VS-B36**  
36" Arm  
No hardware included  
Must field drill  
Additional lengths available



**VS-KC250**  
15 1/4" Arm  
No hardware included  
Use with standard brackets  
for 2 3/8" O.D. Posts



**VS-KC500**  
23 1/8" Arm  
No hardware included  
Use with 2 3/8" or  
2 7/8" O.D. brackets  
Please specify

## Overhead Brackets



**VS-5**  
For 3/8" cable  
Assembly required  
Sign will not swing freely  
Zinc plated steel



**VS-Swinger**  
For 3/8" cable  
3-Way adjustable  
Assembly required  
Sign will swing freely  
Zinc plated steel



**VS-20XL Double Span Wire Bracket**  
120° Sign adjustment  
20" Sign holder  
Stainless steel hardware  
Assembly required




**VS-30 Mast Arm Bracket**  
38" Aircraft cable  
20" Adjustable sign holder  
Stainless steel hardware  
Assembly required

# Brackets

## VS-556

- Unique method of mounting flat street name signs
- For 2 3/8" O.D. Post and U-Channel Post
- Available in Two-Way or Four-Way assembly




## VS-Twist Bracket

- Galvanized steel
  - For mounting Flat Street Name Signs
  - Fits U-Channel Posts
  - Heavy duty
- 
- **VS-Twist for 6" Blades: 19" x 1 1/2" x 1/4"**
  - **VS-Twist for 9" Blades: 24" x 1 1/2" x 1/4"**



## VS-C Clamp

- Galvanized steel
- Fits U-Channel Posts
- For flat signs
- 45° also available







## Chevron Adjustable Bracket

- Save money on installation of signs
- Signs can be adjusted to angle desired in minutes after post has been driven
- Position of post is no longer critical
- Use one post rather than two
- Chevron signs can be seen by motorists from both directions when properly mounted on our adjustable bracket



Manufactured in the USA



W1-8


***Our Adjustable Bracket allows signs to be seen from both directions!***

| Part No. | Fits Sign Size          |
|----------|-------------------------|
| CAB 1    | 12" x 18" and 18" x 24" |
| CAB 2    | 18" x 24" and 24" x 30" |
| CAB 3    | 24" x 30" and 30" x 36" |





# Hardware & Strapping



## Zinc Plated Fasteners



**Zinc Hex Bolts**

Stock:  
 5/16" x 5/8"  
 5/16" x 3/4"  
 5/16" x 1 1/2"  
 5/16" x 2"  
 5/16" x 2 1/2"  
 Other sizes available



**Zinc Hex Nuts**



**Zinc Lock Washers**



**Zinc Flat Washers**



**Standard Set Screws**  
 Need #73 Tool



**#73 Tool**  
 5/32" Allen Head Wrench  
 For use with  
 standard set screws

Standard industry size is 5/16". Other sizes available.

## Aluminum Fasteners



**Aluminum Hex Bolts**

Available in:  
 5/16" x 3/4"  
 5/16" x 2"  
 5/16" x 2 1/2"  
 3/8" x 3/4"



**Aluminum Carriage Bolts**

Available in:  
 1/4" x 2 1/2"  
 5/16" x 2"  
 5/16" x 2 1/2"



**Aluminum Hex Nuts**

Available in:  
 5/16" and 3/8"



**Aluminum Lock Nut**

Available in:  
 3/8"



**Aluminum Flat Washers**

Available in:  
 5/16" and 3/8"



**Aluminum Lock Washers**

Available in:  
 5/16" and 3/8"



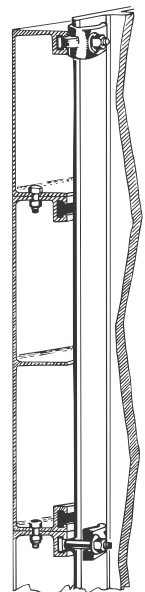
**Aluminum Rectangular Head Bolt**

3/8" x 1 1/4"  
 For use with post clip



**VS 101 Post Clip**

For use with extruded panels  
 356-T6 Alloy



**Extruded Panel Hardware**

## Vandal Proof



**PRP-38**

5/16" Vandal Proof Zinc Set Screw  
 with 5/32" Pinned Allen Head Socket  
 Use #83 Tool



**BHP 76S and #83 Tool**

5/16" x 3/4" Vandal Proof Button Head Bolt  
 with 5/32" Pinned Allen Head Socket



**BHP 76L and BH4 Tool**

5/16" x 3/4" Vandal Proof Button Head Bolt  
 with 3/16" Pinned Allen Head Socket



**Aluminum Breakaway Nut**

Available in:  
 5/16"

# Hardware

## Vandal Proof



**Vandal Proof Bolt with #43 Tool**  
VPA 12 with #43 Tool  
VPA 12 Head Bolt - 5/16" x 1/2"



**Aluminum Tamper Nuts**  
Must use Tamper Wrench  
Available in:  
1/4" and 5/16"



**Aluminum Tamper Nuts and Tamper Wrench**

## Tufnut®




**TB-25 Tufbolt**  
5/16" x 2 1/2"  
TN-31 - 5/16" Tufnut  
3/8" also available



**V-TBW31 Nylon Tufbolt Washer**  
5/16" x 1" O.D.



**V-TW31W Nylon Tufnut Washer**  
5/16" x 1 1/2" O.D.



- A. Install Tufnut® 1 finger tight.
- B. Install Tufnut® 2 so it's a half turn from 1 and tighten or loosen by inserting wrench or vicegrip between Tufnuts then turning both nuts.
- C. Remove Tufnut® 2 leaving property secured.

## Miscellaneous Hardware



**3/8" Nylon Washer**  
Available in:  
3/8" x 7/8" O.D.



**Aluminum Sign Saver**  
3" x 3"

## Rivets



**AP-66 Blind Rivet**  
3/16" x 3/8"  
Use .192 hole



**Two Piece Rivets**

**Two Piece Rivet Guide**

| Grip Range      | Part Number | Size Post Used |
|-----------------|-------------|----------------|
| 7/8" - 1 1/8"   | BALM-8BP-18 | 1.12 lb.       |
| 1 3/8" - 1 5/8" | BALM-8BP-26 | 2.0 lb.        |
| 1 5/8" - 1 7/8" | BALM-8BP-30 | 2.5 lb.        |
| 1 7/8" - 2 1/8" | BALM-8BP-34 | 3.0 lb.        |



**C/2B Hand Rivet Gun**



## Strapping Material



Flared Leg Bracket



Straight Leg Bracket



Stainless Steel Buckle



Stainless Steel Clip



Strapping



Banding Tool

| Cat No. | Item Description                              |
|---------|---|
| C134    | 1/2" x 0.15" x 100 ft. Stainless Strapping    |
| C135    | 5/8" x 0.15" x 100 ft. Stainless Strapping    |
| C136    | 3/4" x 0.15" x 100 ft. Stainless Strapping    |
| C128    | 1/2" x 0.15" x 200 ft. Stainless Strapping    |
| C129    | 5/8" x 0.15" x 200 ft. Stainless Strapping    |
| C130    | 3/4" x 0.15" x 200 ft. Stainless Strapping    |
| C161    | 3/4" x 0.20" x 100 ft. Stainless Strap Plus   |
| C181    | 1/2" x .020" x 100 ft. Stainless Strap Plus   |
| C171    | 5/8" x .020" x 100 ft. Stainless Strap Plus   |
| C163    | 3/4" x .020" x 200 ft. Stainless Strap Plus   |
| C183    | 1/2" x .020" x 200 ft. Stainless Strap Plus   |
| C173    | 5/8" x .020" x 200 ft. Stainless Strap Plus   |
| C144    | 1/2" x 0.25" x 100 ft. Stainless Banding      |
| C145    | 5/8" x 0.25" x 100 ft. Stainless Banding      |
| C146    | 3/4" x 0.25" x 100 ft. Stainless Banding      |
| C148    | 1/2" x 0.25" x 200 ft. Stainless Banding      |
| C149    | 5/8" x 0.25" x 200 ft. Stainless Banding      |
| C150    | 3/4" x 0.25" x 200 ft. Stainless Banding      |
| C204    | 1/2" x .030" x 100 ft. Stainless Banding Plus |
| C205    | 5/8" x .030" x 100 ft. Stainless Banding Plus |
| C206    | 3/4" x .030" x 100 ft. Stainless Banding Plus |
| G431    | Giant Band - 1" x 0.44" x 100 ft. Stainless   |

| Cat No. | Item Description                                | Qty/Box |
|---------|---|---------|
| C154    | 1/2" Stainless Clips                            | 100/Box |
| C155    | 5/8" Stainless Clips                            | 100/Box |
| C156    | 3/4" Stainless Clips                            | 100/Box |
| C254    | 1/2" Stainless Buckles                          | 100/Box |
| C255    | 5/8" Stainless Buckles                          | 100/Box |
| C256    | 3/4" Stainless Buckles                          | 100/Box |
| D021    | Flared Leg Brack-It-S.S. W/Bolt & Washer        | 50/Box  |
| D022    | Flared Leg Brack-It-S.S. No Bolt or Washer      | 50/Box  |
| D001    | Straight Leg Brack-It-S.S. W/Bolt & Washer      | 50/Box  |
| D004    | Straight Leg Brack-It-S.S. No Bolt or Washer    | 50/Box  |
| D310    | Mini-Brack-It-S.S. Flared Leg W/Bolt & Washer   | 50/Box  |
| D315    | Mini-Brack-It-S.S. Straight Leg W/Bolt & Washer | 50/Box  |
| G441    | Giant Buckles-1" Stainless                      | 25/Box  |

| Banding Tools |                    |
|---------------|--------------------|
| C001          | Banding Tool       |
| G402          | Giant Banding Tool |



# Terms and Conditions of Sale:

**1. Terms of Payment:** Standard terms are net 30 days from date of invoice, subject to credit approval by Vulcan Signs. Visa, Master Card and American Express accepted. Past due invoices subject to 1 1/2% monthly interest charge. Orders received from past due accounts will not be processed until the account is current.

**2. Shipping:** All prices quoted are F.O.B. factory unless otherwise quoted in writing.

## Ordering Information

### Minimum Order \$50.00

**1.** Orders for non-standard signs and street name signs **must** be submitted in writing in order to eliminate possible errors as a result of telephone conversations.

**2.** Many standard signs are illustrated in this catalog. We manufacture all MUTCD signs whether listed in the catalog or not. In addition, we manufacture many non-standard traffic control signs, provided that they comply with MUTCD guidelines for size, shape and color. We can provide **any** custom sign which is not intended for traffic control. We will be happy to quote you on any non-standard requirement you may have. Non-standard signs are not returnable. Standard signs **may** be returnable **with our approval**. Restocking charges may apply.

**3.** No merchandise may be returned without Vulcan Signs' approval. Goods returned without authorization will be refused and returned at the sender's expense. Should a return be authorized, the merchandise must be carefully packaged to ensure it reaches us in resalable condition due to improper packing.

**4.** Upon receipt of your order, check all merchandise carefully. Take exception on the carrier delivery ticket for any item:

- a. Not received when checked against our packing list.
- b. Showing evidence of damage during transit.

All claims for shortages or damaged goods must be filed with the delivering carrier within five (5) days after receipt of goods. Claims for loss or damage or transportation charges resulting therefrom must not be deducted from our invoice. If any discrepancies are found, note them in writing on the carrier delivery ticket. Be sure the driver signs both copies acknowledging the discrepancy and notify us immediately.

**5. Hidden Damage:** Should you discover any hidden damage after delivery, you should contact the delivering carrier immediately and request an inspection report be completed by the carrier.



### Office Hours:

**7:00 a.m. to 4:00 p.m. Central Time  
Monday - Friday**

### Telephone Numbers:

**800.633.6845  
251.943.1541  
Fax 251.943.1544**

### Addresses:

**U.S. Postal Service  
P.O. Box 1850 Foley, AL 36536-1850**

**UPS, Motor Freight or Next Day Air Parcels  
408 East Berry Avenue Foley, AL 36535**

**Visit Our Website: [www.vulcaninc.com/vs](http://www.vulcaninc.com/vs)**

**Send Us An Email: [vulcan3@vulcaninc.com](mailto:vulcan3@vulcaninc.com)**



# Vulcan Signs

## Vulcan Signs Order Form:

### Bill To:

\_\_\_\_\_  
Company Name

\_\_\_\_\_  
Address

\_\_\_\_\_  
City State Zip Code

\_\_\_\_\_  
Contact Name Phone Email

### Ship To:

\_\_\_\_\_  
Company Name

\_\_\_\_\_  
Address

\_\_\_\_\_  
City State Zip Code

\_\_\_\_\_  
Contact Name Phone Email

### Method of Payment:

☐ Check ☐ Master Card ☐ Visa ☐ American Express

\_\_\_\_\_  
Credit Card Number

\_\_\_\_\_  
Expiration Date

\_\_\_\_\_  
Cardholder Name

\_\_\_\_\_  
Cardholder Signature

### Custom Signs:

Please print your custom sign messages and indicate the minimum letter height for each.

Message

Minimum Letter Height

|       |       |
|-------|-------|
| _____ | _____ |
| _____ | _____ |
| _____ | _____ |
| _____ | _____ |

| Item  | Size  | Code and/or Variable Message | Qty   | Price Each | Total Price |
|-------|-------|------------------------------|-------|------------|-------------|
| _____ | _____ | _____                        | _____ | _____      | _____       |
| _____ | _____ | _____                        | _____ | _____      | _____       |
| _____ | _____ | _____                        | _____ | _____      | _____       |
| _____ | _____ | _____                        | _____ | _____      | _____       |
| _____ | _____ | _____                        | _____ | _____      | _____       |
| _____ | _____ | _____                        | _____ | _____      | _____       |

Minimum Order: \$50.00

Order Total \_\_\_\_\_

# Vulcan's Home

Vulcan began as a small sign manufacturer in Birmingham, Alabama in 1935. Steadily increasing sales over the ensuing years required new production facilities, which resulted in a move of operations to the Gulf Coast of Alabama in 1968. Today, our 32 acre campus in Foley, Alabama includes five integrated manufacturing facilities, an Engineering, Maintenance and Compliance (EMC) Department and a Technology Center. Our expertise includes the manufacturing of traffic control signs and other custom signage solutions, utility signs and markers, aluminum coil, aluminum blanks, aluminum sheet and custom metal stampings.



- A) Vulcan Signs:** Screen printing facility for traffic control signs and related items.
- B) Vulcan Aluminum:** Fabricator of aluminum sheet, blanks and extrusions.
- C) Vulcan Utility Signs:** Manufacturer of utility signs and various other products.
- D) Vulcan Aluminum Mill:** Manufacturer of aluminum sheet and heavy gauge coils.
- E) Vulcan Technology Center:** Providing technical support and services for all Vulcan facilities.
- F) Vulcan, Inc.:** General Offices.
- G) Vulcan Metal Stampings:** Steel stampings facility producing metal products.
- H) Engineering, Maintenance & Compliance (EMC) Department:** Provides engineering, maintenance and safety/environmental compliance support to Vulcan's five integrated manufacturing facilities.



## **Vulcan Signs**

**408 East Berry Avenue Foley, Alabama 36535**

**Phone 800.633.6845 • Fax 251.943.1544**

**Email [vulcan3@vulcaninc.com](mailto:vulcan3@vulcaninc.com) • Web [www.vulcaninc.com/vs](http://www.vulcaninc.com/vs)**